



---

**Council for Education Policy,  
Research and Improvement**



# **An Analysis of the Need for New or Expanded Apprenticeship and Workforce Education Programs**

December 2004

## **COUNCIL FOR EDUCATION POLICY, RESEARCH AND IMPROVEMENT**

**Akshay Desai**, Chairman  
St. Petersburg

**Robert Taylor**, Vice Chairman  
Ft. Myers

**W. C. Gentry**  
Jacksonville

**Rajendra Gupta**  
Plantation

**Bob McIntyre**  
Largo

**Elaine Vasquez**  
Ft. Lauderdale

**Pat Telson**  
Winter Park

**Harold Wishna**  
Tamarac

The Council for Education Policy, Research and Improvement (CEPRI) was created as an independent office under the Office of Legislative Services by the 2001 Legislature (Section 1008.51, Florida Statutes). The Council serves as a citizen board for independent policy research and analysis and is composed of five members appointed by the Governor and two members appointed by the Speaker of the House and two members appointed by the President of the Senate. The Council's statutory responsibilities include the following:

- ❖ Prepare and submit to the Florida Board of Education a long-range master plan for education. The plan must include consideration of the promotion of quality, fundamental educational goals, programmatic access, needs for remedial education, regional and state economic development, international education programs, demographic patterns, student demand for programs, and needs of particular subgroups of the population, implementation of innovative techniques and technology, and requirements of the labor market.
- ❖ Prepare and submit for approval by the Florida Board of Education a long-range performance plan for K-20 education in Florida and annually review and recommend improvement in the implementation of the plan.
- ❖ Annually report on the progress of public schools and postsecondary education institutions toward meeting educational goals and standards as defined by s. 1008.31.
- ❖ Provide public education institutions and the public with information on the K-20 education accountability system, recommend refinements and improvements, and evaluate issues pertaining to student learning gains.
- ❖ On its own initiative or in response to the Governor, the Legislature, the Florida Board of Education, or the Commissioner of Education, issue reports and recommendations on matters relating to any education sector.
- ❖ By January 1, 2003, and on a 3-year cycle thereafter, review and make recommendations to the Legislature regarding the activities of research centers and institutes supported with state funds to assess return on the State's investment in research conducted by public postsecondary education institutions, in coordination with the Leadership Board of Applied Research and Public Services.

Further information about the Council, its publications, meetings and other activities may be obtained from the Council's office, 111 West Madison Street, Suite 574, Tallahassee, Florida 32399-1400, telephone (850) 488-7894; FAX (850) 922-5388; Website – [www.cepri.state.fl.us](http://www.cepri.state.fl.us).

## TABLE OF CONTENTS

<b>EXECUTIVE SUMMARY .....</b>	<b>1</b>
<b>INTRODUCTION .....</b>	<b>3</b>
Legislative Charge .....	3
Background .....	3
Policy Issues .....	4
Data Sources and Methodology .....	5
<b>SECTION I .....</b>	<b>7</b>
Supply and Demand Analysis of Florida’s Skilled Workforce .....	7
Methodology.....	7
Data Limitations.....	7
Supply and Demand for Skilled Workers.....	8
Construction Occupations .....	8
Health Sciences Occupations.....	8
Information Technology Occupations .....	8
All Other Occupations.....	9
24 Workforce Regions.....	9
<b>SECTION 2.....</b>	<b>11</b>
Employment Outcomes Analysis of Apprenticeship, District and Community College Program Completers .....	11
Demographics .....	11
Employment Outcomes Analysis.....	12
Pre- and Post-Completion Comparison .....	12

## APPENDICES

- Appendix A: Supply and Demand Analysis**
- Appendix B: Employment Outcomes**

# EXECUTIVE SUMMARY

The primary purpose of this analysis was assessing the need for new or expanded apprenticeship and other workforce training programs. Using the best available data resources, the Agency for Workforce Innovation and the Council for Education Policy, Research and Improvement have identified potential areas of under- and over-supply of training opportunities for all 24 workforce regions in Florida. In addition, the agencies have examined the employment outcomes for program completions from apprenticeship and district and community college programs.

## Recommendation

It is the recommendation of these agencies that the enclosed data analysis be used by the regional workforce boards, local education providers, and local economic development organizations, to assess the needs of their region.

- ❑ These organizations should validate these results based on what they know about their region, supplementing it with information on private providers of workforce training.
- ❑ The assessment should consider the long-term view when considering regional needs for training.
- ❑ They should think regionally and consider the contributions of neighboring counties toward meeting the needs of their workforce region.

With careful consideration of this data, AWI and CEPRI believe that regional planning for workforce training opportunities can be improved. Decisions regarding local program expansion should be driven by a variety of factors, including but not limited to, program expansion and operational costs, cost-benefit analysis (i.e., cost per completion), and the overall economic benefit to the state and to the program completer.

## Conclusions

Overall, the supply-demand analysis, workforce needs analysis, and employment outcome analysis have identified interesting trends and results from Florida's workforce training system. As the state focused on the need for high wage, high skill workers to fill Florida's workforce needs, public and private training providers have responded to this call by directing their efforts toward meeting these needs. However, opportunities still exist for meeting current and future needs. An examination of the primary conclusions of this analysis will assist local workforce development boards, training providers and economic development organizations when considering future training needs.

Among the most critical considerations are the following:

- ❑ ***Potential opportunities exist for program expansion in all regions of state.*** A careful analysis of any potential under- and over-supply must consider the size of the gap between

openings and completions and whether existing programs have room for expansion or a new program is warranted. The contribution from private providers should also be assessed prior to making plans for program expansion.

- ***Apprenticeship and certificate program completers produce considerable “value-added” benefits for their students and Florida’s economy.*** An examination of pre-completion and post-completion earnings reveals that program completers from both types of programs experienced considerable increase in average quarterly earnings. For example, the largest increase in earnings, pre- to post-completion, was for electrical power-line installers/repairers. An apprenticeship completer in this program had an average quarterly earnings increase of \$8,443 from 1996 to 2000, or more than \$33,000 per year. Similarly, district/college completers in electrical power-line programs had a mean quarterly earnings increase of \$4,164.
- ***Completers of apprenticeship programs have post-completion earnings exceeding those of district and community college completers, but the gap narrows over time.*** For example, the gap in post-completion earnings between apprenticeship and district/college completers for electrician programs was more than \$2,000 immediately following completion, but narrows to about \$900 after three years.
- ***A clear gender gap exists in the apprenticeship programs and their related district and community college counterparts.*** Of all apprenticeship completers in 1999-00, only 18 percent of apprenticeship completers were female. However, when child care workers are excluded, females compose less than 2 percent of apprenticeship completers and about 5 percent of completers in similar programs offered by community colleges and districts. This gap has a significant impact on the earnings of male and female completers of apprenticeship training.

# INTRODUCTION

## Legislative Charge

The Agency for Workforce Innovation (AWI) and the Council for Education Policy, Research and Improvement (CEPRI) were directed to conduct a needs analysis for apprenticeship and workforce education programs in House Bill 769. Statutory language in Chapter No. 2004-357 amends s. 1011.83, Florida Statutes, as follows:

*The Agency for Workforce Innovation and the Council for Education Policy Research and Improvement (CEPRI) shall conduct a joint study on the need for new and expanded apprenticeship and other workforce education programs within each workforce region. The study shall include all apprenticeship programs registered pursuant to chapter 446, Florida Statutes. A specific emphasis shall be placed upon apprenticeships in construction and educational programs, including, but not limited to, biotechnology, information technology, allied health, or other identified areas of critical need. The Agency for Workforce Innovation and CEPRI shall jointly submit a report of their findings and recommendations by December 31, 2004, to the Governor, the President of the Senate, and the Speaker of the House of Representatives.*

## Background

The Florida Council for Education Policy, Research and Improvement (CEPRI) has conducted several studies recently on workforce education/apprenticeship programs, particularly on state funding for these programs. These studies highlighted the importance of workforce education programs, which include certificate, associate degree and apprenticeship training, in meeting the needs of Florida's economy.

- ❑ A New Emphasis and Funding Methodology for Adult and Career Education (January 2004)
- ❑ Evaluation of the Role of Community Colleges and School Districts in Apprenticeship Programs (February 2002)
- ❑ Workforce Development Education Cost/Reimbursement Analysis (December 2001)
- ❑ Workforce Development Funding Issues (December 2000)

The Agency for Workforce Innovation (AWI) provides a wealth of information on the workforce needs for the state and for the regions of Florida through their Labor Market Statistics office. Occupational employment projections and wage data are produced annually and forecast the future employment levels for specific industry and occupational categories in Florida. The most recent employment projections are through 2011. The employment projections provide information on growth rate as well as annual openings. The educational training required for the occupations is also provided from both a federal list and from the Florida Department of Education. These data are

produced for the state, for the 24 workforce regions, and for counties with employment greater than 100,000.

## Policy Issues

A skilled workforce is critical to Florida's ability to remain competitive in a global, knowledge-based economy. Congruence between the needs of Florida's employers and the skilled training provided by Florida's education providers is essential for meeting the economic and workforce development needs of the State. The need for skilled workers in Florida will be significant. Among the fastest growing jobs, most require at least one year of postsecondary training.

Florida is among the nation's leaders in the availability of data to assess the supply of and demand for skilled workers. Through the Agency for Workforce Innovation's labor statistics and the Department of Education's student databases, the tools for an analysis of workforce needs are readily available.

Assessing the state's current capacity to meet workforce needs requires that the following policy questions be examined:

- 1) By overall state and workforce region, what occupations have the fastest growth and most annual openings among those that require long-term on-the-job training or one to two years of postsecondary training in a certificate or associate degree program? What is the demand for programs in construction, biotechnology, information technology and allied health?
- 2) Of these occupations, does the occupation qualify by state or regional criteria as a high-wage, high-skill occupation? If not, does a critical need for this occupation exist (as evidenced by a significant number of annual openings)?
- 3) Of these occupations, can an apprenticeship training program be used to provide the skills training?
- 4) For these occupations, what skilled training is available by public and private providers for occupations of critical need or those meeting the high wage, high skill criteria? Do these training opportunities meet the local training needs?

In addition to the supply and demand analysis, the agencies sought to examine the long-term employment outcomes of completers of apprenticeship programs compared to certificate programs in districts and colleges. Apprenticeship programs are industry-sponsored programs that provide a workforce training program that includes on-the-job training experience combined with related training instruction in the classroom. The apprenticeship sponsor may be provided with assistance from community colleges or school districts in their training programs. In comparison, certificate programs at colleges and districts only provide a classroom training component. For comparison of these two types of programs, the following policy questions were examined:

- 5) For occupations in which both apprenticeship training and certificate/degree programs are provided in the state, how do the immediate and long-term employment outcomes differ for the two types of training?
- 6) What is the value-added of the program completions by type of program, as measured by the pre-completion employment outcomes and the post-completion outcomes?

## Data Sources and Methodology

Addressing policy questions 1 through 4 required an analysis of the employment projections of the Agency for Workforce Innovation's Labor Market Statistics office and the programs offerings and completions in programs which train for the occupations. Employment projections are available by the 24 workforce regions through 2011. AWI and CEPRI focused on occupations requiring long-term on the job training or postsecondary education of up to two years and/or those occupations for which apprenticeship training is possible. A snapshot of each workforce region was produced that identified the following:

- ❑ Occupations that currently have training programs either in apprenticeship or workforce education programs offered by public and private providers along with an estimate of the local production of trained workers for those occupations.
- ❑ Occupations for which no training is currently provided regionally.
- ❑ High skill, high wage occupations and occupations of critical need to the state for which no training opportunities currently exist, using procedures and definitions developed by the Workforce Estimating Conference (Florida Statutes s. 216.136 (9)).

For policy questions 5 and 6, the employment outcomes of programs completions from district and college programs and apprenticeship programs was tracked using unemployment wage database records. The Florida Department of Education provided data on student demographics, program completions, study demographics and employment wages for district, college and apprenticeship programs.





## SECTION 1

### Supply and Demand Analysis of Florida's Skilled Workforce

A comprehensive review of the workforce training needs and the programs, enrollments, and completions in related training programs was possible using the data from the Agency for Workforce Innovation's Labor Market Statistics and the Florida Department of Education's databases on public and private certificate and degree programs. This analysis examines whether there is unmet demand for skilled workers in each of Florida's 24 workforce regions.

#### Methodology

An estimate of "unmet demand" for trained workers in certain occupations was calculated by compiling data on the *demand for workers requiring workforce training* (projected average annual openings through 2011) and the *supply of skilled workers* (program offerings, enrollments, and completions from district, community college and private programs, including apprenticeship). The occupations examined were limited to those on the regional targeted occupations lists that require long-term on-the-job training through a two-year degree program. The data used in this analysis included:

- **Workforce Demand**
  - Occupational employment projections through 2011 for Florida's 24 workforce regions, mean wages for 2004, and whether the occupations were in an Enterprise Florida, Inc. Key Sector
  - Data Source: Agency for Workforce Innovation
  
- **Workforce Supply**
  - Number of workforce training programs, program enrollments, and program completions, offered by district, college, apprenticeship, and/or private providers.
  - Data Source: Florida Department of Education

#### Data Limitations

Several limitations to this methodology and the data sources should be noted:

1. This analysis represents a snapshot of program completions in 2003-04 from public providers of workforce training. Variations in the number of completions may occur from year to year.
2. Data on program completions from private providers of workforce training is not included. There is a lack of reliable and complete information on the program completers from these programs. Also, data on completers from bachelor's degree programs is not included. Many openings may actually be filled by these completers as well (e.g., registered nurses require an associate's degree or a bachelor's degree for licensure).
3. Many of the program completions from the district, college and private programs may not be entering the workforce to fill the projected annual openings. Some of the reported

completions may represent training being sought by incumbent workers who are already employed in the field.

4. Finally, there is no reliable estimate of the number of positions being filled by persons trained in other states for the annual openings.

## Supply and Demand for Skilled Workers

An assessment of the need for new programs required a calculation of “unmet demand” based on the number of program completions and the average annual openings for targeted occupations in each of the 24 workforce regions. To quickly summarize this calculation of “unmet demand”, a color-coded summary grid of all occupations targeted in at least one workforce region was developed. **Table 1** displays this color-coded summary of the “unmet demand” for skilled workers by occupation and workforce region (see Appendix A). The occupations are sorted by the industry (construction, health, education, information technology, critical need, and all other targeted). This grid may be interpreted using the following summary:

- Potential Over-supply of Training Opportunities – *BLUE*
  - Blue areas indicate that *program completions exceed average annual openings* in the workforce region.
    - Light blue shading: +1 to +19 over-supply
    - Dark blue shading: +20 or more over-supply
- Potential Under-supply of Training Opportunities – *RED* and *PURPLE*
  - Red cells identify areas in which *at least one training program exists* and *average annual openings exceed program completions*.
    - Pink shading: -1 to -19 under-supply
    - Dark red shading: -20 or more under-supply
  - Purple cells identify areas in which *no training program is offered* and *average annual openings exceed program completions*.
    - Medium purple shading: 1 to 19 openings, no program
    - Dark purple shading: 20 or more openings, no program

A review of these targeted industries reveals areas of under- and over-supply that should be examined when seeking to expand workforce training opportunities. However, there is ***one note of caution when reviewing this summary. Completions from private providers of training are not included. Also, completers from public and private four-year universities are filling many of the annual job openings for these occupations.*** For example, a large percentage of registered nurses in Florida come from four-year bachelor’s degree programs. Therefore, workforce supply will be underestimated for many occupations.

The trends displayed in **Table 1** are summarized by occupation areas below:

### **Construction occupations**

Thirty-six occupations are targeted in at least one workforce region, 16 of which are targeted in all 24 regions. Many construction occupations may currently have a shortage of workers trained to fill

the projected job openings. Some of the occupations that should be reviewed based on a potential under-supply of workers in several workforce regions are:

- Construction managers,
- Electrical and electronic engineering technicians,
- Surveying and mapping technicians,
- Carpenters,
- Operating engineers/construction equipment operators,
- Electricians,
- Painters, construction and maintenance,
- Plumbers, pipefitters and steamfitters,
- Roofers,
- Sheet metal workers,
- Telecommunications line installers and repairers.

Several other occupations may have a potential under-supply in a few workforce regions and their program offering should be further examined, such as glaziers, heating/AC/refrigeration repairers, maintenance and repair workers, machinists and electrical power-line installers and repairers.

### ***Health Sciences occupations***

Twenty three occupations are targeted in at least one workforce region, 13 of which are targeted in all 24 workforce regions. Registered nurses are clearly in the most critical need among the health sciences professions. Other occupations with a potential under-supply of trained workers in several workforce regions are:

- Medical and health services managers,
- Respiratory therapists,
- Medical and clinical laboratory technologists,
- Medical and clinical laboratory technicians,
- Radiologic technologists and technicians,
- Medical assistants,
- Licensed practical nurses,
- Medical secretaries.

Two occupations show a situation in which an oversupply situation might exist – emergency medical technicians/paramedics and nurses aides/orderlies/attendants. The latter may appear to have an over-supply; however, this is an occupation with a considerable turnover and that may not be reflected in this unmet need calculation.

### ***Information Technology occupations***

Eleven information technology occupations are targeted in at least one workforce region, five of which are targeted in all 24 workforce regions. The following programs may experience an under-supply situation in several workforce regions:

- Computer programmers,

- Computer software engineers,
- Computer support specialists,
- Computer systems analysts.

### ***All Other occupations***

The only critical need occupation identified was childcare worker. Potential under-supply of trained workers exists in most workforce regions. Among the remaining occupations, there are several managerial occupations for which a potential under-supply occurs in most workforce regions. However, many of these positions may be filled by four-year degree completers as well. An over-supply of firefighters, correctional officers/jailers, and police/sheriff's patrol officers occurs in most workforce regions.

## **24 Workforce Regions**

A more detailed picture of each workforce region is provided in **Tables 2a-x** (see Appendix A). Each workforce region has a separate table for the targeted occupations in the region that require long term on-the-job training through an associate's degree program. The data for each region provides an in-depth summary of the workforce supply and demand situation with information on mean wage, average annual openings, and program information (number of programs, enrollment and completions) in public community colleges and districts. The number of private training programs is also listed.

In addition, a color-coded summary of the availability of apprenticeship training opportunities is provided in **Table 3** (see Appendix A). While there are scattered apprenticeship programs across the state, the vast majority serve five major workforce regions. Workforce regions 8, 12, 14, 15, and 22 account for 63 percent of the total completions from apprenticeship programs in 2003-04 (See Appendix C for a list of the workforce regions). Many occupations and workforce regions may have a program, but the output from the program is low. More than one-third of the current registered apprenticeship programs, a total of 191 programs, did not have a single program completion in 2003-04.

## SECTION 2

### Employment Outcomes Analysis of Apprenticeship, District and Community College Program Completers

A secondary research question for this study involves an examination of the employment outcomes resulting from completion of a postsecondary apprenticeship or certificate program. Data available from the Florida Department of Education, including the Florida Education and Training Placement Information, allows for analysis of pre-completion and post-completion outcomes of workforce education programs.

The research goal was to examine the pre- and post-completion employment outcomes for two different types of program completers. Data was collected on the following two groups:

- 1) Registered apprenticeship program completers from July 1, 1999 to June 30, 2000 (from the Apprenticeship Information Management System database);
- 2) District and community college postsecondary adult vocational (PSAV) program completers in 1999-00 academic year (from Florida Department of Education student databases).

For direct comparison of similar programs, data collection was limited to occupations for which both apprenticeship and certificate programs completers were produced in 1999-00 (only apprenticeship programs with at least 15 completers were included). As a result of small numbers of completers in some apprenticeship programs, a comparison by workforce region was not possible. The employment analysis is based on 1,245 apprenticeship completers and 4,619 completers from district and college certificate programs.

### Demographics

The vast majority of apprentices in Florida are training in the male-dominated construction trades. As **Table 4** shows, few females are involved in apprenticeship programs. Only 18 percent of completers were female in 1999-00, but 88 percent of the females were in childcare workers programs. College/district program completers are slightly more likely to be female (23 percent) than apprenticeship completers. They are also more likely to be black or Hispanic.

With regard to mean age at program completion, the prevailing wisdom says that apprentices are older than those students in college/district programs. The data on the 1999-00 completions seems to contradict

**Table 4 -- Race, Gender, and Mean Demographics for 1999-00 Program Completers by Type of Program**

Demographics	Apprenticeship		College/District	
	Number	Percent	Number	Percent
	1,245		4,619	
<b>GENDER</b>				
Female	228	18%	1,049	23%
Male	1,017	82%	3,570	77%
<b>RACE/ETHNICITY</b>				
White	886	71%	2,892	63%
Black	180	14%	747	16%
Hispanic	149	12%	867	19%
Asian	20	2%	56	1%
Other	10	1%	57	1%
<b>Mean Age</b>	32.4		32.0	

Source: Apprenticeship data from the Apprenticeship Information Management System;  
College and district data from the Florida Department of Education

that assumption. The mean age at completion for apprenticeship completers was 32.4 years, only slightly higher than for college/district completers (32.0 years).

## **Employment Outcomes Analysis**

Routine analysis of program completions has always indicated that immediate post-employment wages for apprenticeship programs exceed those of college/district programs. However, such analyses have often been criticized as a comparison of apples and oranges. The longer program lengths and on-the-job component of the apprenticeship program gave their completers an advantage in post-completion wages. Program lengths for apprenticeship programs are much longer than certificate programs which are typically about one year in length. In Appendix B, **Table 5** lists the program lengths by occupation for Florida's apprenticeship programs.

AWI and CEPRI sought to create a research project which would address these concerns in two ways. First, by examining pre- and post-completion outcomes, the "value-added" by the program could be assessed. Second, the employed outcomes will be examined for a longer period of time, tracking the 1999-00 completer through the third quarter of 2003.

**Table 6** in Appendix B shows the pre- and post-employment outcomes (percent employed and mean wages) for the apprenticeship and district/college completers by gender. Overall, the increase in mean quarterly wages from 1993 to 2003 for the apprenticeship cohort was \$5,945, compared to \$4,518 for district/college completers. The percent employed was 57 percent for apprenticeship in 1993, compared to 77 percent in 2003. For district/college completers, the percent employed increased from 39 percent to 73 percent over the same period. The wage differential between male and female completers is considerable, but expected, given the large percentage of female students in the child care workers field. The mean quarterly wage increase for male apprenticeship completers was \$6,554, compared to \$2,261 for females; and \$5,084 for male district/college completers compared to \$2,374 for females.

### ***Pre- and Post-Completion Comparison***

For a direct comparison of pre- and post-completion outcomes for apprenticeship and district/college completers, the analysis was limited to the seven occupations for which at least 50 apprenticeship completers were reported in 1999-00 – child care workers, heating/AC/refrigeration mechanics and installers, electrical power-line installers and repairers, electricians, plumbers/pipe fitters/steamfitters, carpenters, and sheet metal workers.

**Table 7** displays the percent employed prior to program completion and at two points in time (2000 and 2003) following program completion for these occupations. With the exception of child care workers, the percent found employed was greater for apprenticeship completers than for district/college. Sixty five percent of district/college child care workers were found employed in the third quarter of 2000 compared to 52 percent of apprenticeship completers. An important caveat regarding employment should be noted – it is not known if the employment for these completed was related to their training program.

**Table 7 -- Employment Outcomes of 1999-00 Program Completers by Occupation and Program Provider**

	OCCUPATION	No.	Found Employed			
			Pre-Comp		Post-Comp	
			Pre-1	Pre-2	2000	2003
<b>APPRENTICESHIP</b>						
2-Yr	399011 Child Care Workers <sup>(1)</sup>	201	58%	71%	52%	55%
3-Yr	499021 Heating, A.C., & Refrig. Mech. & Install. <sup>(2)</sup>	96	86%	86%	73%	78%
	499051 Electrical Power-Line Install. & Repairers <sup>(2)</sup>	51	88%	84%	88%	96%
4-Yr	472111 Electricians <sup>(3)</sup>	389	83%	95%	82%	82%
	472152 Plumbers, Pipefitters, & Steamfitters <sup>(3)</sup>	226	87%	93%	81%	82%
	472031 Carpenters <sup>(3)</sup>	52	73%	87%	75%	71%
	472211 Sheet Metal Workers <sup>(3)</sup>	50	82%	94%	90%	66%
<b>DISTRICT/COMMUNITY COLLEGE <sup>(4)</sup></b>						
	399011 Child Care Workers	867	47%	60%	65%	64%
	499021 Heating, A.C., & Refrig. Mech. & Install.	539	62%	64%	67%	68%
	499051 Electrical Power-Line Install. & Repairers <sup>(3)</sup>	108	64%	76%	69%	81%
	472111 Electricians	1,211	73%	84%	78%	76%
	472152 Plumbers, Pipefitters, & Steamfitters	397	79%	88%	81%	78%
	472031 Carpenters	91	44%	41%	54%	41%
	472211 Sheet Metal Workers	70	89%	94%	66%	77%

Source: Florida Department of Education data files, as analyzed by AWI and CEPRI.

NOTES:

All employment percentages and mean quarterly wages are for the 3rd quarter for each year.

(1) 2-year program pre-completion employment was tracked for the 3rd quarter of 1997 (Pre-1) and 1998 (Pre-2)

(2) 3-year program pre-completion employment was tracked for the 3rd quarter of 1996 (Pre-1) and 1997 (Pre-2)

(3) 4-year program pre-completion employment was tracked for the 3rd quarter of 1995 (Pre-1) and 1996 (Pre-2)

(4) For district and college programs, the pre-completion data (Pre-1 and Pre-2) are for 1997 and 1998

The more important question involves the mean quarterly earnings, pre- and post-completion for apprenticeship and district/college. **Table 8** provides the mean quarterly earnings and the change in earnings (pre- and post-completion) for the two types of completers. The quarterly wages are displayed in terms of constant dollars to account for differences in program length (see notes on Table 8) and represent all wages earned during the quarter. This table allows us to see the inflation-adjusted increase in wages over time.

The earnings differential between apprenticeship and district/college completers decreases over time, but still exists three years following program completion (with the exception of childcare workers).

- ❑ For all occupations except child care workers, the 2003 mean earnings for apprenticeship completers exceed those of district/college completers.
- ❑ However, the gap in earnings decreases in the third quarter of 2003 compared to 2000. For example, the immediate mean earnings for an apprenticeship electrician were \$8,978 in 2000, compared to \$6,716 for a district/college electrician, a difference of \$2,262. This wage gap decreases in 2003, where the difference in earnings between apprenticeship and district/college completers was \$857.



Overall, the data in this table demonstrates the value-added by both apprenticeship and district/college training programs. The largest increase in earnings, pre- to post-completion, was for electrical power-line installers and repairers. An apprenticeship completer in this program had an average earnings increase of \$8,443 from 1996 to 2000, or more than \$33,000 per year. The smallest gap was for child care workers. Similarly, district/college completers in electrical power-line programs had a mean quarterly earnings increase of \$4,164. While the increase was not as great as for apprenticeship completers, these completers almost doubled their earnings from about \$20,000 per year to \$40,000.

**Table 8 -- Difference between Pre- and Post-Completion Earnings of 1999-00 Program Completers by Occupation and Program Provider (In Constant 2003 3rd Qtr Dollars\*)**

OCCUPATION		Mean Earnings, 3rd Quarter				Change in Earnings	
		[A]	[B]	[C]	[D]	[C]-[A]	[D]-[A]
		Pre-1	Pre-2	2000	2003		
<b>APPRENTICESHIP</b>							
2-Yr	399011 Child Care Workers <sup>(1)</sup>	\$ 2,698	\$ 3,014	\$ 3,511	\$ 3,985	\$ 812	\$ 1,286
3-Yr	499021 Heating, A.C., & Refrig. Mech. & Install. <sup>(2)</sup>	\$ 6,328	\$ 6,940	\$ 9,580	\$ 9,785	\$ 3,252	\$ 3,457
	499051 Electrical Power-Line Install. & Repairers <sup>(2)</sup>	\$ 8,013	\$ 9,550	\$ 16,457	\$ 17,601	\$ 8,443	\$ 9,588
4-Yr	472111 Electricians <sup>(3)</sup>	\$ 4,221	\$ 5,040	\$ 8,978	\$ 9,022	\$ 4,758	\$ 4,802
	472152 Plumbers, Pipefitters, & Steamfitters <sup>(3)</sup>	\$ 5,180	\$ 6,078	\$ 9,881	\$ 10,586	\$ 4,701	\$ 5,406
	472031 Carpenters <sup>(3)</sup>	\$ 4,300	\$ 4,788	\$ 7,499	\$ 6,855	\$ 3,199	\$ 2,555
	472211 Sheet Metal Workers <sup>(3)</sup>	\$ 4,448	\$ 5,488	\$ 9,517	\$ 8,410	\$ 5,069	\$ 3,962
<b>DISTRICT/COMMUNITY COLLEGE <sup>(4)</sup></b>							
	399011 Child Care Workers	\$ 2,810	\$ 2,859	\$ 3,375	\$ 4,211	\$ 565	\$ 1,402
	499021 Heating, A.C., & Refrig. Mech. & Install.	\$ 6,422	\$ 5,968	\$ 7,025	\$ 7,831	\$ 603	\$ 1,409
	499051 Electrical Power-Line Install. & Repairers <sup>(3)</sup>	\$ 5,754	\$ 7,302	\$ 9,918	\$ 12,380	\$ 4,164	\$ 6,627
	472111 Electricians	\$ 4,743	\$ 5,577	\$ 6,716	\$ 8,166	\$ 1,973	\$ 3,423
	472152 Plumbers, Pipefitters, & Steamfitters	\$ 5,309	\$ 5,951	\$ 7,263	\$ 8,994	\$ 1,954	\$ 3,686
	472031 Carpenters	\$ 5,111	\$ 3,855	\$ 4,295	\$ 5,582	\$ (815)	\$ 471
	472211 Sheet Metal Workers	\$ 4,658	\$ 6,209	\$ 8,123	\$ 7,995	\$ 3,465	\$ 3,336

Source: Florida Department of Education data files, as analyzed by AWI and CEPRI.

NOTES:

All employment percentages and mean quarterly wages are for the 3rd quarter for each year.

Shaded area (column C) denotes the initial post-completion wages for all program completers

(1) 2-year program pre-completion employment was tracked for the 3rd quarter of 1997 (Pre-1) and 1998 (Pre-2)

(2) 3-year program pre-completion employment was tracked for the 3rd quarter of 1996 (Pre-1) and 1997 (Pre-2)

(3) 4-year program pre-completion employment was tracked for the 3rd quarter of 1995 (Pre-1) and 1996 (Pre-2)

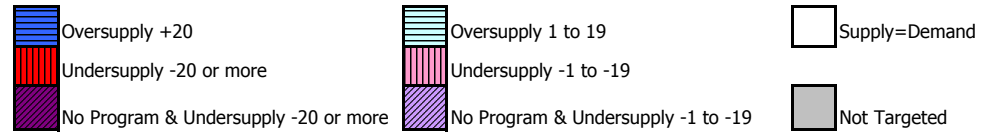
(4) For district and college programs, the pre-completion data (Pre-1 and Pre-2) are for 1997 and 1998

\*Dollars adjusted using the Consumer Price Index (CPI) for All Urban Consumers: All Items (not seasonally adjusted), as reported by the U.S. Department of Labor, Bureau of Labor Statistics.

## **APPENDIX A – SUPPLY AND DEMAND ANALYSIS**

Table 1	Summary of the Supply-Demand Analysis by Occupation and Workforce Region, 2004
Table 2a-x	Summary of Workforce Regions 1 through 24 (with detailed supply and demand data)
Table 3	Summary of Florida Apprenticeship Programs by Occupation and Workforce Region, 2004

**Table 1 -- Summary of the Supply-Demand Analysis by Occupation and Workforce Region, 2004**

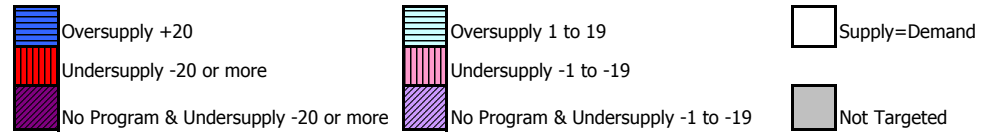


OCCUPATION	Industry	EFI Key	WORKFORCE REGION																							
			1	2	3	4	5	6	7	8	9	10	11	12	13	14	15	16	17	18	19	20	21	22	23	24
119021 Construction Managers	Const.	Y	Red	Green	Green	Green	Green	Green	Green	Green	Green	Green	Green	Green	Green	Green	Green	Green	Green	Green	Green	Green	Green	Green	Green	
173011 *Architectural & Civil Drafters	Const.	Y	Green	Blue	Green	Green	Green	Green	Green	Green	Green	Green	Green	Green	Green	Green	Green	Green	Green	Green	Green	Green	Green	Green	Green	
173022 Civil Engineering Technicians	Const.	Y	Grey	Grey	Grey	Grey	Grey	Grey	Grey	Grey	Grey	Grey	Grey	Grey	Grey	Grey	Grey	Grey	Grey	Grey	Grey	Grey	Grey	Grey	Grey	
173023 *Electrical & Electronic Engineering Technicians	Const.	Y	Green	Green	Green	Green	Green	Green	Green	Green	Green	Green	Green	Green	Green	Green	Green	Green	Green	Green	Green	Green	Green	Green	Green	
173024 *Electro-Mechanical Technicians	Const.	Y	Grey	Grey	Grey	Grey	Grey	Grey	Grey	Grey	Grey	Grey	Grey	Grey	Grey	Grey	Grey	Grey	Grey	Grey	Grey	Grey	Grey	Grey	Grey	
173031 *Surveying & Mapping Technicians	Const.	Y	Green	Green	Green	Green	Green	Green	Green	Green	Green	Green	Green	Green	Green	Green	Green	Green	Green	Green	Green	Green	Green	Green	Green	
271025 *Interior Designers	Const.	Y	Grey	Grey	Grey	Grey	Grey	Grey	Grey	Grey	Grey	Grey	Grey	Grey	Grey	Grey	Grey	Grey	Grey	Grey	Grey	Grey	Grey	Grey	Grey	
471011 First-Line Superv. of Construction & Extraction Workers	Const.	Y	Green	Green	Green	Green	Green	Green	Green	Green	Green	Green	Green	Green	Green	Green	Green	Green	Green	Green	Green	Green	Green	Green	Green	
472021 *Brickmasons & Blockmasons	Const.	N	Grey	Grey	Grey	Grey	Grey	Grey	Grey	Grey	Grey	Grey	Grey	Grey	Grey	Grey	Grey	Grey	Grey	Grey	Grey	Grey	Grey	Grey	Grey	
472031 *Carpenters	Const.	Y	Red	Green	Green	Green	Green	Green	Green	Green	Green	Green	Green	Green	Green	Green	Green	Green	Green	Green	Green	Green	Green	Green	Green	
472044 *Tile & Marble Setters	Const.	Y	Grey	Grey	Grey	Grey	Grey	Grey	Grey	Grey	Grey	Grey	Grey	Grey	Grey	Grey	Grey	Grey	Grey	Grey	Grey	Grey	Grey	Grey	Grey	
472051 *Cement Masons & Concrete Finishers	Const.	N	Grey	Grey	Grey	Grey	Grey	Grey	Grey	Grey	Grey	Grey	Grey	Grey	Grey	Grey	Grey	Grey	Grey	Grey	Grey	Grey	Grey	Grey	Grey	
472073 *Operating Engineers/Construction Equipment Operators	Const.	Y	Green	Green	Green	Green	Green	Green	Green	Green	Green	Green	Green	Green	Green	Green	Green	Green	Green	Green	Green	Green	Green	Green	Green	
472081 *Drywall & Ceiling Tile Installers	Const.	N	Grey	Green	Grey	Grey	Grey	Grey	Grey	Grey	Grey	Grey	Grey	Grey	Grey	Grey	Grey	Grey	Grey	Grey	Grey	Grey	Grey	Grey	Grey	
472111 *Electricians	Const.	Y	Green	Green	Green	Green	Green	Green	Green	Green	Green	Green	Green	Green	Green	Green	Green	Green	Green	Green	Green	Green	Green	Green	Green	
472121 *Glaziers	Const.	N	Grey	Grey	Grey	Grey	Grey	Grey	Grey	Grey	Grey	Grey	Grey	Grey	Grey	Grey	Grey	Grey	Grey	Grey	Grey	Grey	Grey	Grey	Grey	
472141 *Painters, Construction & Maintenance	Const.	Y	Red	Green	Green	Green	Green	Green	Green	Green	Green	Green	Green	Green	Green	Green	Green	Green	Green	Green	Green	Green	Green	Green	Green	

I-V

**\*\* Does not include completions from private providers of workforce training, and public and private four year institutions \*\***

**Table 1 -- Summary of the Supply-Demand Analysis by Occupation and Workforce Region, 2004**

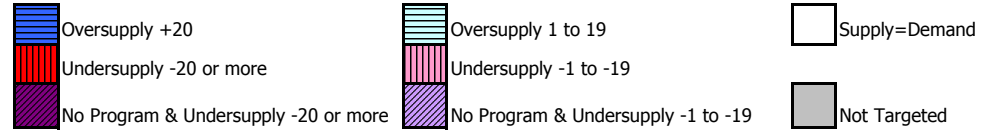


OCCUPATION	Industry	EFI Key	WORKFORCE REGION																							
			1	2	3	4	5	6	7	8	9	10	11	12	13	14	15	16	17	18	19	20	21	22	23	24
472152 *Plumbers, Pipefitters, & Steamfitters	Const.	Y	Red	Green	Purple	Pink	Pink	Pink	Pink	Pink	Pink	Pink	Pink	Pink	Pink	Pink	Pink	Pink	Pink	Pink	Pink	Pink	Pink	Pink	Pink	Pink
472161 *Plasterers & Stucco Masons	Const.	N	Grey	Grey	Grey	Grey	Grey	Grey	Grey	Grey	Grey	Grey	Grey	Grey	Grey	Grey	Grey	Grey	Grey	Grey	Grey	Grey	Grey	Grey	Grey	Grey
472181 *Roofers	Const.	N	Purple	Purple	Purple	Purple	Purple	Purple	Purple	Purple	Purple	Purple	Purple	Purple	Purple	Purple	Purple	Purple	Purple	Purple	Purple	Purple	Purple	Purple	Purple	Purple
472211 *Sheet Metal Workers	Const.	Y	Purple	Purple	Purple	Purple	Purple	Purple	Purple	Purple	Purple	Purple	Purple	Purple	Purple	Purple	Purple	Purple	Purple	Purple	Purple	Purple	Purple	Purple	Purple	Purple
472221 *Structural Iron & Steel Workers	Const.	N	Grey	Grey	Grey	Grey	Grey	Grey	Grey	Grey	Grey	Grey	Grey	Grey	Grey	Grey	Grey	Grey	Grey	Grey	Grey	Grey	Grey	Grey	Grey	Grey
473012 Helpers - Carpenters	Const.	N	Grey	Grey	Grey	Grey	Grey	Grey	Grey	Grey	Grey	Grey	Grey	Grey	Grey	Grey	Grey	Grey	Grey	Grey	Grey	Grey	Grey	Grey	Grey	Grey
474011 *Construction & Building Inspectors	Const.	Y	Grey	Grey	Grey	Grey	Grey	Grey	Grey	Grey	Grey	Grey	Grey	Grey	Grey	Grey	Grey	Grey	Grey	Grey	Grey	Grey	Grey	Grey	Grey	Grey
491011 First-Line Superv. of Mechanics, Installers, & Repairers	Const.	Y	Purple	Purple	Purple	Purple	Purple	Purple	Purple	Purple	Purple	Purple	Purple	Purple	Purple	Purple	Purple	Purple	Purple	Purple	Purple	Purple	Purple	Purple	Purple	Purple
492022 *Telecommunications Equipment Installers & Repairers	Const.	Y	Grey	Grey	Grey	Grey	Grey	Grey	Grey	Grey	Grey	Grey	Grey	Grey	Grey	Grey	Grey	Grey	Grey	Grey	Grey	Grey	Grey	Grey	Grey	Grey
492094 *Electronics Repairers, Commercial & Industrial Equip.	Const.	Y	Grey	Grey	Grey	Grey	Grey	Grey	Grey	Grey	Grey	Grey	Grey	Grey	Grey	Grey	Grey	Grey	Grey	Grey	Grey	Grey	Grey	Grey	Grey	Grey
493021 *Automotive Body & Related Repairers	Const.	N	Pink	Purple	Green	Green	Purple	Green	Purple	Red	Purple	Pink	Grey	Pink	Pink	Pink	Pink	Pink	Pink	Pink	Pink	Pink	Pink	Pink	Pink	Pink
499021 *Heating, A.C., & Refrigeration Mechanics & Installers	Const.	Y	Green	Blue	Green	Pink	Blue	Pink	Green	Blue	Green	Pink	Grey	Green	Red	Blue	Pink	Pink	Pink	Pink	Pink	Pink	Pink	Pink	Pink	Pink
499042 *Maintenance & Repair Workers, General	Const.	Y	Grey	Purple	Grey	Grey	Purple	Grey	Purple	Purple	Grey	Grey	Grey	Grey	Grey	Grey	Grey	Grey	Grey	Grey	Grey	Grey	Grey	Grey	Grey	Grey
499051 *Electrical Power-Line Installers & Repairers	Const.	Y	Grey	Grey	Pink	Grey	Grey	Grey	Grey	Grey	Pink	Grey	Grey	Grey	Grey	Purple	Purple	Purple	Purple	Purple	Purple	Purple	Purple	Purple	Purple	Purple
499052 *Telecommunications Line Installers & Repairers	Const.	Y	Purple	Purple	Purple	Purple	Purple	Purple	Purple	Purple	Purple	Purple	Purple	Purple	Purple	Purple	Purple	Purple	Purple	Purple	Purple	Purple	Purple	Purple	Purple	Purple
512041 *Structural Metal Fabricators & Fitters	Const.	Y	Grey	Grey	Grey	Grey	Grey	Grey	Grey	Grey	Grey	Grey	Grey	Grey	Grey	Grey	Grey	Grey	Grey	Grey	Grey	Grey	Grey	Grey	Grey	Grey
514041 *Machinists	Const.	Y	Grey	Grey	Grey	Grey	Grey	Grey	Grey	Grey	Grey	Grey	Grey	Grey	Grey	Grey	Grey	Grey	Grey	Grey	Grey	Grey	Grey	Grey	Grey	Grey

A-2

**\*\* Does not include completions from private providers of workforce training, and public and private four year institutions \*\***

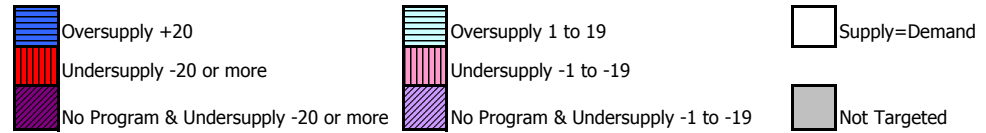
**Table 1 -- Summary of the Supply-Demand Analysis by Occupation and Workforce Region, 2004**



OCCUPATION	Industry	EFI Key	WORKFORCE REGION																							
			1	2	3	4	5	6	7	8	9	10	11	12	13	14	15	16	17	18	19	20	21	22	23	24
514121 *Welders, Cutters, Solderers, & Brazers	Const.	Y	90EE90	90EE90	90EE90	FFB6C1		90EE90		FF0000	90EE90	FFB6C1	FF0000	FF0000	FF0000	FF0000	FF0000	FFB6C1	FFB6C1	FFB6C1	90EE90	FF0000	90EE90	FF0000	FFB6C1	
517011 *Cabinetmakers & Bench Carpenters	Const.	N												90EE90											800080	
251194 Vocational Education Teachers, Postsecondary	Educ.	Y	800080										800080	FF0000										FF0000		
259031 Instructional Coordinators	Educ.	Y					800080						800080	800080												
259041 *Teacher Assistants	Educ.	Y		800080						800080		800080				800080	FF0000	800080			800080					
119111 Medical & Health Services Managers	Health	Y	FFB6C1	FF0000	800080	800080	800080	800080	800080	800080	FFB6C1	800080	800080	FF0000	800080	FF0000	800080	FFB6C1	800080	FFB6C1	FF0000	FF0000	FF0000	FF0000	800080	
291071 Physician Assistants	Health	Y							800080	800080												800080				
291111 Registered Nurses	Health	Y	FF0000	FF0000	90EE90	FFB6C1	FF0000	FFB6C1	90EE90	FF0000	FF0000	FF0000	FF0000	FF0000	FF0000	FF0000	FF0000	FFB6C1	FF0000	FF0000	FFB6C1	FF0000	FF0000	FF0000	FF0000	
291126 Respiratory Therapists	Health	Y	800080	800080	800080	90EE90	90EE90	800080	800080	FFB6C1	90EE90	800080	800080	800080	800080	800080	800080	800080	800080	800080	800080	800080	FF0000	FF0000	FFB6C1	
292011 Medical & Clinical Laboratory Technologists	Health	Y	800080	800080	800080	800080	800080	800080	800080	FF0000	800080	800080	800080	800080	800080	800080	800080	800080	800080	800080	800080	800080	800080	FF0000	800080	
292012 *Medical & Clinical Laboratory Technicians	Health	Y	800080	800080	800080	800080		90EE90	FFB6C1	800080	90EE90	800080	800080	FF0000	800080	800080	800080	800080	800080	800080	800080	800080	800080	800080	800080	
292021 Dental Hygienists	Health	Y	90EE90	800080	800080	90EE90	90EE90	800080	FFB6C1	90EE90	90EE90	FF0000	90EE90	90EE90	FF0000	90EE90	90EE90	800080	FFB6C1	FFB6C1	FFB6C1	FFB6C1	FFB6C1	FFB6C1	FFB6C1	
292031 Cardiovascular Technologists & Technicians	Health	Y																			90EE90		90EE90		FF0000	
292032 Diagnostic Medical Sonographers	Health	Y																				90EE90				
292034 Radiologic Technologists & Technicians	Health	Y	90EE90	800080	800080	90EE90	FFB6C1	90EE90	800080	FF0000	90EE90	FFB6C1	FFB6C1	90EE90	FF0000	FF0000	FF0000	90EE90	FFB6C1	FFB6C1	FFB6C1	FFB6C1	FFB6C1	FFB6C1	90EE90	
292041 *Emergency Medical Technicians & Paramedics	Health	Y	90EE90	800080	90EE90	90EE90	90EE90	90EE90	90EE90	90EE90	90EE90	90EE90	90EE90	90EE90	90EE90	90EE90	90EE90	90EE90	90EE90	90EE90	90EE90	90EE90	90EE90	90EE90	90EE90	
292053 Psychiatric Technicians	Health	Y								800080																

**\*\* Does not include completions from private providers of workforce training, and public and private four year institutions \*\***

**Table 1 -- Summary of the Supply-Demand Analysis by Occupation and Workforce Region, 2004**

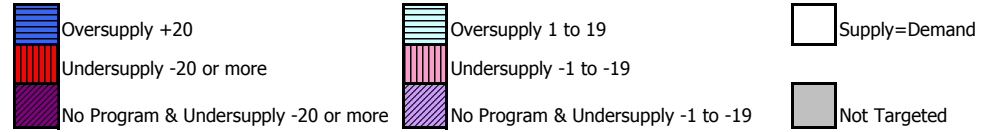


OCCUPATION	Industry	EFI Key	WORKFORCE REGION																							
			1	2	3	4	5	6	7	8	9	10	11	12	13	14	15	16	17	18	19	20	21	22	23	24
292055 *Surgical Technologists	Health	Y	Undersupply -1 to -19	Not Targeted	Not Targeted	Not Targeted	Not Targeted	Not Targeted	Not Targeted	Not Targeted	Not Targeted	Not Targeted	Not Targeted	Not Targeted	Not Targeted	Not Targeted	Not Targeted	Not Targeted	Not Targeted	Not Targeted	Not Targeted	Not Targeted	Not Targeted	Not Targeted	Not Targeted	Not Targeted
292061 *Licensed Practical & Licensed Vocational Nurses	Health	Y	Oversupply 1 to 19	Oversupply +20	Oversupply +20	Oversupply +20	Oversupply 1 to 19	Oversupply 1 to 19	Oversupply 1 to 19	Oversupply 1 to 19	Oversupply 1 to 19	Undersupply -1 to -19	Oversupply 1 to 19	Undersupply -20 or more	Undersupply -20 or more	Oversupply 1 to 19	Undersupply -20 or more	Oversupply 1 to 19	Undersupply -1 to -19	Oversupply 1 to 19	Oversupply 1 to 19	Undersupply -1 to -19	Oversupply 1 to 19	Undersupply -1 to -19	Undersupply -1 to -19	Undersupply -1 to -19
292071 *Medical Records & Health Information Technicians	Health	Y	Not Targeted	Not Targeted	Not Targeted	Not Targeted	Not Targeted	Not Targeted	Not Targeted	Not Targeted	Not Targeted	Not Targeted	Not Targeted	Not Targeted	Not Targeted	Not Targeted	Not Targeted	Not Targeted	Not Targeted	Not Targeted	Not Targeted	Not Targeted	Not Targeted	Not Targeted	Not Targeted	Not Targeted
311012 *Nursing Aides, Orderlies, & Attendants	Health/Critical	Y	Oversupply +20	Oversupply +20	Oversupply +20	Undersupply -1 to -19	Oversupply +20	Oversupply +20	Oversupply +20	Undersupply -20 or more	Oversupply +20	Oversupply +20	Undersupply -20 or more	Undersupply -20 or more	Oversupply +20	Oversupply +20	Oversupply +20	Oversupply +20	Oversupply +20	Oversupply +20	Oversupply +20	Oversupply +20	Oversupply +20	Oversupply +20	Oversupply +20	Oversupply +20
311013 Psychiatric Aides	Health	Y	Not Targeted	Not Targeted	Not Targeted	No Program & Undersupply -20 or more	Not Targeted	Not Targeted	Not Targeted	Not Targeted	Not Targeted	Not Targeted	Not Targeted	Not Targeted	Not Targeted	Not Targeted	Not Targeted	Not Targeted	Not Targeted	Not Targeted	Not Targeted	Not Targeted	Not Targeted	Not Targeted	Not Targeted	Not Targeted
312021 Physical Therapist Assistants	Health	Y	Not Targeted	Not Targeted	Not Targeted	Not Targeted	Not Targeted	Not Targeted	Not Targeted	Not Targeted	Not Targeted	Not Targeted	Not Targeted	Not Targeted	Not Targeted	Not Targeted	Not Targeted	Not Targeted	Not Targeted	Not Targeted	Not Targeted	Not Targeted	Not Targeted	Not Targeted	Not Targeted	Not Targeted
319091 *Dental Assistants	Health	Y	Oversupply 1 to 19	Oversupply 1 to 19	No Program & Undersupply -1 to -19	Oversupply 1 to 19	Not Targeted	No Program & Undersupply -1 to -19	No Program & Undersupply -1 to -19	Undersupply -20 or more	Oversupply 1 to 19	No Program & Undersupply -1 to -19	Undersupply -1 to -19	Undersupply -1 to -19	Undersupply -1 to -19	Undersupply -1 to -19	Undersupply -1 to -19	Undersupply -1 to -19	Undersupply -1 to -19	Undersupply -1 to -19	Undersupply -1 to -19	Undersupply -1 to -19	Undersupply -1 to -19	Undersupply -1 to -19	Undersupply -1 to -19	Undersupply -1 to -19
319092 *Medical Assistants	Health	Y	Undersupply -20 or more	No Program & Undersupply -1 to -19	No Program & Undersupply -20 or more	Undersupply -1 to -19	No Program & Undersupply -1 to -19	No Program & Undersupply -1 to -19	Undersupply -20 or more	Undersupply -20 or more	Undersupply -20 or more	Undersupply -20 or more	Undersupply -20 or more	Undersupply -20 or more	Undersupply -20 or more	Undersupply -20 or more	Undersupply -20 or more	Undersupply -20 or more	Undersupply -20 or more	Undersupply -20 or more	Undersupply -20 or more	Undersupply -20 or more	Undersupply -20 or more	Undersupply -20 or more	Undersupply -20 or more	Undersupply -20 or more
319094 Medical Transcriptionists	Health	Y	Undersupply -1 to -19	Not Targeted	Not Targeted	Not Targeted	Not Targeted	Not Targeted	Not Targeted	Not Targeted	Not Targeted	Not Targeted	Not Targeted	Not Targeted	Not Targeted	Not Targeted	Not Targeted	Not Targeted	Not Targeted	Not Targeted	Not Targeted	Not Targeted	Not Targeted	Not Targeted	Not Targeted	Not Targeted
436013 *Medical Secretaries	Health	N	Oversupply 1 to 19	No Program & Undersupply -1 to -19	No Program & Undersupply -1 to -19	Undersupply -1 to -19	No Program & Undersupply -1 to -19	Undersupply -20 or more	Undersupply -20 or more	Undersupply -20 or more	Undersupply -20 or more	Undersupply -20 or more	Undersupply -20 or more	Undersupply -20 or more	Undersupply -20 or more	Undersupply -20 or more	Undersupply -20 or more	Undersupply -20 or more	Undersupply -20 or more	Undersupply -20 or more	Undersupply -20 or more	Undersupply -20 or more	Undersupply -20 or more	Undersupply -20 or more	Undersupply -20 or more	Undersupply -20 or more
113021 *Computer & Information Systems Managers (1)	IT	Y	No Program & Undersupply -1 to -19	Not Targeted	No Program & Undersupply -1 to -19	No Program & Undersupply -1 to -19	No Program & Undersupply -1 to -19	No Program & Undersupply -1 to -19	No Program & Undersupply -1 to -19	No Program & Undersupply -1 to -19	Oversupply +20	No Program & Undersupply -1 to -19	No Program & Undersupply -1 to -19	No Program & Undersupply -1 to -19	No Program & Undersupply -1 to -19	No Program & Undersupply -1 to -19	No Program & Undersupply -1 to -19	No Program & Undersupply -1 to -19	No Program & Undersupply -1 to -19	No Program & Undersupply -1 to -19	No Program & Undersupply -1 to -19	No Program & Undersupply -1 to -19	No Program & Undersupply -1 to -19	No Program & Undersupply -1 to -19	No Program & Undersupply -1 to -19	
151021 *Computer Programmers	IT	Y	Undersupply -1 to -19	Oversupply 1 to 19	Oversupply 1 to 19	Oversupply +20	Not Targeted	Oversupply 1 to 19	Undersupply -20 or more	Oversupply 1 to 19	No Program & Undersupply -1 to -19	Oversupply 1 to 19	Oversupply 1 to 19	Oversupply 1 to 19	Oversupply 1 to 19	Oversupply 1 to 19	Oversupply 1 to 19	Oversupply 1 to 19	Oversupply 1 to 19	Oversupply 1 to 19	Oversupply 1 to 19	Oversupply 1 to 19	Oversupply 1 to 19	Oversupply 1 to 19	Oversupply 1 to 19	Oversupply 1 to 19
151031 Computer Software Engineers, Applications	IT	Y	No Program & Undersupply -1 to -19	No Program & Undersupply -1 to -19	Not Targeted	No Program & Undersupply -1 to -19	Not Targeted	Not Targeted	Undersupply -20 or more	No Program & Undersupply -1 to -19	No Program & Undersupply -1 to -19	No Program & Undersupply -1 to -19	No Program & Undersupply -1 to -19	No Program & Undersupply -1 to -19	No Program & Undersupply -1 to -19	No Program & Undersupply -1 to -19	No Program & Undersupply -1 to -19	No Program & Undersupply -1 to -19	No Program & Undersupply -1 to -19	No Program & Undersupply -1 to -19	No Program & Undersupply -1 to -19	No Program & Undersupply -1 to -19	No Program & Undersupply -1 to -19	No Program & Undersupply -1 to -19	No Program & Undersupply -1 to -19	
151041 Computer Support Specialists	IT	Y	Undersupply -1 to -19	Oversupply 1 to 19	No Program & Undersupply -1 to -19	Undersupply -20 or more	Oversupply 1 to 19	Undersupply -20 or more	Undersupply -20 or more	Oversupply 1 to 19	Undersupply -1 to -19	Undersupply -1 to -19	Undersupply -1 to -19	Undersupply -1 to -19	Oversupply +20	Undersupply -1 to -19	Undersupply -1 to -19	Undersupply -1 to -19	Undersupply -1 to -19	Undersupply -1 to -19	Undersupply -1 to -19	Undersupply -1 to -19	Undersupply -1 to -19	Undersupply -1 to -19	Undersupply -1 to -19	Undersupply -1 to -19
151051 Computer Systems Analysts	IT	Y	No Program & Undersupply -1 to -19	No Program & Undersupply -1 to -19	Not Targeted	No Program & Undersupply -1 to -19	No Program & Undersupply -1 to -19	Undersupply -20 or more	Undersupply -20 or more	Oversupply 1 to 19	No Program & Undersupply -1 to -19	No Program & Undersupply -1 to -19	Undersupply -1 to -19	Undersupply -1 to -19	Undersupply -1 to -19	Undersupply -1 to -19	Undersupply -1 to -19	Undersupply -1 to -19	Undersupply -1 to -19	Undersupply -1 to -19	Undersupply -1 to -19	Undersupply -1 to -19	Undersupply -1 to -19	Undersupply -1 to -19	Undersupply -1 to -19	Undersupply -1 to -19
151061 Database Administrators	IT	Y	Not Targeted	Not Targeted	Not Targeted	Not Targeted	Not Targeted	Not Targeted	Not Targeted	Not Targeted	Not Targeted	Not Targeted	Not Targeted	Not Targeted	Not Targeted	Not Targeted	Not Targeted	Not Targeted	Not Targeted	Not Targeted	Not Targeted	Not Targeted	Not Targeted	Not Targeted	Not Targeted	Not Targeted
151071 Network & Computer Systems Administrators	IT	Y	Oversupply 1 to 19	Oversupply 1 to 19	Oversupply 1 to 19	No Program & Undersupply -1 to -19	Undersupply -20 or more	Oversupply 1 to 19	Undersupply -20 or more	Oversupply 1 to 19	Undersupply -1 to -19	Oversupply 1 to 19	Undersupply -1 to -19	Undersupply -1 to -19	Oversupply +20	Oversupply +20	Oversupply +20	Oversupply +20	Oversupply +20	Oversupply +20	Oversupply +20	Oversupply +20	Oversupply +20	Oversupply +20	Oversupply +20	Oversupply +20

A-4

**\*\* Does not include completions from private providers of workforce training, and public and private four year institutions \*\***

**Table 1 -- Summary of the Supply-Demand Analysis by Occupation and Workforce Region, 2004**

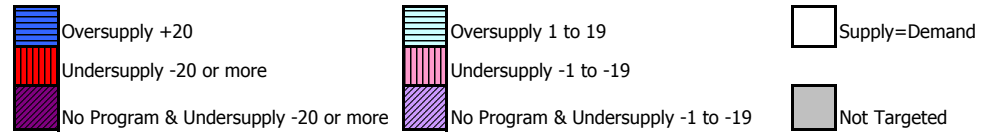


OCCUPATION	Industry	EFI Key	WORKFORCE REGION																							
			1	2	3	4	5	6	7	8	9	10	11	12	13	14	15	16	17	18	19	20	21	22	23	24
151081 *Network Systems & Data Communications Analysts	IT	Y	Light Purple	Light Blue	Light Purple	Light Blue	Red		Light Purple	Red	Light Purple	Light Blue	Light Blue	Blue	Light Blue	Light Purple	Red	Light Purple	Blue	Light Purple	Light Purple	Red	Red	Red	Light Purple	Light Purple
271014 Multi-Media Artists & Animators	IT	Y	Grey	Grey	Grey	Grey	Grey	Grey	Grey	Grey	Grey	Grey	Grey	Grey	Grey	Light Purple	Grey	Grey	Grey	Grey	Grey	Light Purple	Light Purple	Light Purple	Light Purple	Light Purple
271024 *Graphic Designers	IT	Y	Blue	Blue	White	Light Purple	Blue	White	Light Blue	Red	Blue	Light Purple	Light Blue	Light Blue	Light Purple	Light Blue	Light Purple	Light Purple	White	Light Purple	Light Blue	Red	Red	Light Purple	Light Blue	
492011 *Computer, ATM, & Office Machine Repairers	IT	Y	Grey	Grey	Grey	Grey	Grey	Grey	Grey	Grey	Grey	Grey	Blue	Light Purple	Grey	Blue	Blue	Red	Red	Red	Red	Red	Red	Blue	Blue	
399011 *Child Care Workers	Other - Critical	N	Red	Light Purple	Red	Red	Purple		Light Purple	Red	Red	Purple	Blue	Red	Red	Blue	Blue	Red	Red	Purple	Red	Purple	Purple	Red	Purple	
112011 Advertising & Promotions Managers (1)	Other	Y	Grey	Grey	Grey	Grey	Grey	Grey	Grey	Grey	Grey	Grey	Grey	Purple	Grey	Grey	Grey	Grey	Grey	Grey	Grey	Grey	Purple	Purple	Grey	
112021 Marketing Managers (1)	Other	Y	Light Purple	Blue	Light Blue	Light Blue	Light Purple	White	Light Blue	Light Purple	Light Blue	Light Blue	Light Blue	Blue	Light Blue	Red	Red	Blue	Light Purple	White	Light Blue	Blue	Red	Light Purple	Light Purple	
112031 Public Relations Managers (1)	Other	Y	Grey	Grey	Grey	Grey	Purple		Grey	Grey	Grey	Grey	Grey	Purple	Grey	Grey	Grey	Grey	Grey	Grey	Grey	Grey	Purple	Purple	Grey	
113011 *Administrative Services Managers (1)	Other	Y	Light Purple	Light Purple	Light Purple	Light Purple	Light Purple	Light Purple	Light Purple	Light Purple	Light Purple	Light Purple	Light Purple	Light Purple	Light Purple	Light Purple	Light Purple	Light Purple	Light Purple	Light Purple	Light Purple	Light Purple	Light Purple	Light Purple	Light Purple	
113071 Transportation, Storage, & Distribution Managers (5)	Other	Y	Grey	Grey	Grey	Grey	Grey	Grey	Grey	Grey	Grey	Grey	Grey	Blue	Grey	Grey	Grey	Grey	Grey	Grey	Grey	Grey	Grey	Grey	Purple	
119051 *Food Service Managers	Other	Y	Light Blue	Light Purple	Light Purple	Light Purple	Light Purple	Light Purple	Light Purple	Light Purple	Light Purple	Light Purple	Light Purple	Light Purple	Light Purple	Red	White	Light Purple	Red	Light Purple	Light Purple	Red	White	Light Purple	Red	
119141 Property, Real Estate & Community Association Managers (1)	Other	Y	Light Purple	Purple	Light Purple	Light Purple	Light Purple	Light Purple	Light Purple	Purple	Light Purple	Light Purple	Light Purple	Purple	Light Purple	Light Purple	Light Purple	Light Purple	Light Purple	Light Purple	Light Purple	Light Purple	Light Purple	Light Purple	Light Purple	
131031 Claims Adjusters, Examiners, & Investigators	Other	Y	Light Purple	Light Purple	Grey	Light Purple	Grey	Grey	Grey	Blue	Purple	Light Purple	Light Purple	Purple	Light Purple	Light Purple	Light Purple	Light Purple	Light Purple	Light Purple	Light Purple	Light Purple	Light Purple	Light Purple	Light Purple	
131041 *Compliance Officers, Exc. Safety, Agri, Constr & Transp.	Other	Y	Grey	Grey	Grey	Grey	Purple		Grey	Purple	Grey	Grey	Grey	Purple	Grey	Grey	Purple	Grey	Grey	Grey	Grey	Grey	Grey	Purple	Grey	
132041 Credit Analysts	Other	Y	Grey	Grey	Grey	Grey	Grey	Grey	Grey	Purple	Grey	Grey	Grey	Grey	Grey	Grey	Grey	Grey	Grey	Grey	Grey	Grey	Grey	Grey	Grey	
132051 Financial Analysts	Other	Y	Grey	Grey	Grey	Grey	Grey	Grey	Grey	Purple	Grey	Grey	Grey	Purple	Grey	Purple	Purple	Grey	Grey	Grey	Grey	Grey	Purple	Purple	Grey	
132052 Personal Financial Advisors	Other	Y	Grey	Grey	Grey	Grey	Grey	Grey	Grey	Grey	Grey	Grey	Grey	Purple	Grey	Purple	Grey	Grey	Grey	Light Purple	Grey	Purple	Purple	Purple	Grey	

A-5

**\*\* Does not include completions from private providers of workforce training, and public and private four year institutions \*\***

**Table 1 -- Summary of the Supply-Demand Analysis by Occupation and Workforce Region, 2004**

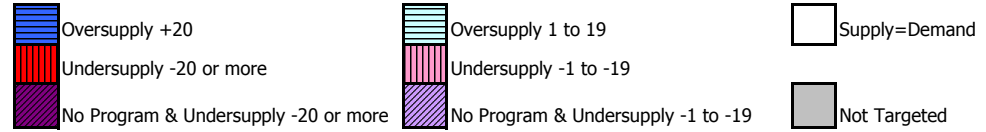


OCCUPATION	Industry	EFI Key	WORKFORCE REGION																							
			1	2	3	4	5	6	7	8	9	10	11	12	13	14	15	16	17	18	19	20	21	22	23	24
132082 Tax Preparers	Other	Y																								
192041 *Environmental Scientists & Specialists, Including Health	Other	Y																								
194091 *Environmental Science Technicians, Including Health	Other	Y																								
211023 Mental Health & Substance Abuse Social Workers	Other	Y																								
211092 Probation Officers & Correctional Treatment Specialists	Other	Y																								
232011 *Paralegals & Legal Assistants	Other	Y																								
232093 Title Examiners, Abstractors, & Searchers	Other	Y																								
254031 Library Technicians	Other	N																								
272012 *Producers & Directors	Other	Y																								
272041 Music Directors & Composers	Other	N																								
273020 News Analysts, Reporters & Correspondents	Other	N																								
274011 *Audio & Video Equipment Technicians (2)	Other	Y																								
274021 *Photographers	Other	Y																								
292081 *Opticians, Dispensing	Other	Y																								
331012 First-Line Supervisors of Police & Detectives	Other	N																								
331021 *First-Line Superv. of Fire Fighting & Prevention Workers	Other	N																								
332011 *Fire Fighters	Other	N																								

**\*\* Does not include completions from private providers of workforce training, and public and private four year institutions \*\***



**Table 1 -- Summary of the Supply-Demand Analysis by Occupation and Workforce Region, 2004**

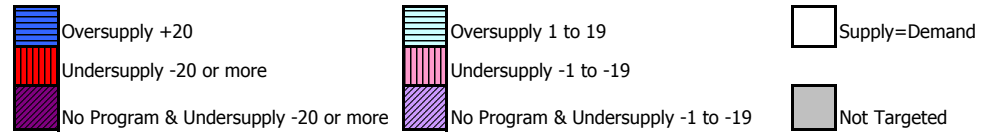


OCCUPATION	Industry	EFI Key	WORKFORCE REGION																							
			1	2	3	4	5	6	7	8	9	10	11	12	13	14	15	16	17	18	19	20	21	22	23	24
332021 *Fire Inspectors & Investigators	Other	N	Grey	Grey	Grey	Grey	Grey	Grey	Grey	Grey	Grey	Grey	Grey	Grey	Grey	Grey	Grey	Grey	Grey	Grey	Grey	Grey	Grey	Grey	Grey	
333012 *Correctional Officers & Jailers (3)	Other	N	Blue	Green	Blue	Blue	Red	Pink	Blue	Blue	Red	Blue	Blue	Pink	Purple	Blue	White	Green	Green	Blue	Blue	Blue	Blue	Blue	Blue	
333021 Detectives & Criminal Investigators	Other	N	Grey	Grey	Grey	Grey	Green	Grey	Grey	Grey	Grey	Grey	Grey	Grey	Grey	Purple	Grey	Grey	Grey	Grey	Grey	Grey	Grey	Purple	Grey	
333051 *Police & Sheriff's Patrol Officers (3)	Other	N	Blue	Blue	Green	Pink	Blue	Blue	Blue	Green	Blue	Blue	Blue	Purple	Blue	Pink	Blue	Green	Green	Blue	Pink	Blue	Red	Blue	Blue	
351011 *Chefs & Head Cooks	Other	Y	Grey	Grey	Grey	Grey	Grey	Grey	Grey	Grey	Grey	Grey	Red	Grey	Grey	Grey	Grey	Purple	Grey	Purple	Grey	Red	Purple	Grey	Grey	
351012 First-Line Superv. of Food Preparation & Serving Workers	Other	Y	Grey	Purple	Grey	Grey	Grey	Grey	Grey	Grey	Grey	Grey	Purple	Grey	Purple	Purple	Purple	Purple	Purple	Purple	Purple	Purple	Purple	Purple	Purple	
396031 Flight Attendants	Other	N	Grey	Grey	Grey	Grey	Grey	Grey	Grey	Grey	Grey	Grey	Purple	Grey	Grey	Grey	Grey	Grey	Grey	Grey	Grey	Grey	Purple	Grey		
413041 Travel Agents	Other	Y	Purple	Grey	Grey	Grey	Grey	Grey	Grey	Grey	Grey	Grey	Grey	Grey	Grey	Grey	Grey	Grey	Grey	Grey	Grey	Red	Red	Red		
431011 First-Line Superv. of Office & Admin. Support Workers (4)	Other	N	Red	Pink	Green	Pink	Red	Pink	Pink	Red	Green	Red	Pink	Blue	Red	Red	Red	Red	Red	Red	Pink	Red	Red	Red	Purple	
433031 Bookkeeping, Accounting, & Auditing Clerks	Other	N	Red	Red	Pink	Red	Red	Pink	Pink	Red	Red	Red	Red	Red	Red	Red	Purple	Red	Red	Red	Pink	Red	Red	Red	Red	
434051 Customer Service Representatives	Other	N	Purple	Red	Pink	Red	Red	Pink	Pink	Red	Purple	Red	Red	Red	Red	Red	Red	Red	Red	Pink	Purple	Red	Purple	Red	Red	
436011 Executive Secretaries & Administrative Assistants (4)	Other	N	White	White	White	White	White	White	White	White	White	White	White	White	White	White	White	White	White	White	White	White	White	White	White	
436012 *Legal Secretaries	Other	N	Purple	Purple	Pink	Pink	Pink	Pink	Pink	Pink	Pink	Pink	Pink	Pink	Pink	Pink	Pink	Pink	Pink	Pink	Pink	Pink	Pink	Pink	Pink	
436014 *Secretaries, Except Legal, Medical, & Executive	Other	N	Grey	Purple	Grey	Grey	Grey	Grey	Grey	Purple	Grey	Grey	Grey	Purple	Grey	Red	Purple	Grey	Grey	Grey	Grey	Grey	Grey	Grey	Grey	
493011 *Aircraft Mechanics & Service Technicians	Other	Y	Purple	Purple	White	Purple	Blue	White	Purple	Blue	Purple	Grey	Purple	Purple	Pink	Purple	Purple	Purple	Purple	Purple	Purple	Purple	Blue	Red	Pink	
493023 *Automotive Service Technicians & Mechanics	Other	Y	Blue	Blue	Blue	Green	Blue	Blue	Purple	Red	Pink	Red	Blue	Red	Blue	Blue	Red	Blue	Blue	Red	Red	Red	Red	Blue	Blue	
493031 *Bus & Truck Mechanics & Diesel Engine Specialists	Other	Y	Purple	Pink	Green	Purple	Purple	Purple	Purple	Red	Pink	Pink	Pink	Pink	Pink	Red	Purple	Pink	Pink	Pink	Pink	Pink	Purple	Blue	Purple	

A-7

**\*\* Does not include completions from private providers of workforce training, and public and private four year institutions \*\***

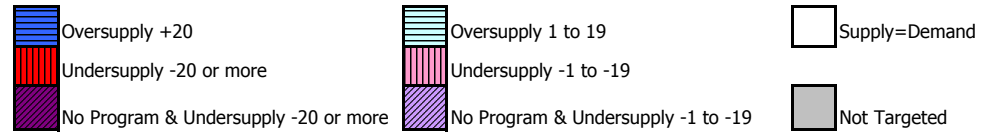
**Table 1 -- Summary of the Supply-Demand Analysis by Occupation and Workforce Region, 2004**



OCCUPATION	Industry	EFI Key	WORKFORCE REGION																							
			1	2	3	4	5	6	7	8	9	10	11	12	13	14	15	16	17	18	19	20	21	22	23	24
493042 *Mobile Heavy Equipment Mechanics, Except Engines	Other	N																								
499041 *Industrial Machinery Mechanics	Other	Y																								
499043 *Maintenance Workers, Machinery	Other	Y																								
512031 *Engine & Other Machine Assemblers	Other	Y																								
512091 Fiberglass Laminators & Fabricators	Other	Y																								
512092 *Team Assemblers	Other	Y																								
514011 *Computer-Controlled Machine Tool Operators, M & P	Other	Y																								
514034 *Lathe & Turning Machine Tool Setters & Operators; M&P	Other	N																								
518013 *Power Plant Operators	Other	N																								
518031 *Water & Liquid Waste Treatment Plant Operators	Other	N																								
519041 *Extruding, Forming, & Pressing Machine Operators	Other	Y																								
519082 *Medical Appliance Technicians	Other	Y																								
532011 Airline Pilots, Copilots, & Flight Engineers	Other	Y																								
532021 Air Traffic Controllers	Other	N																								
533022 Bus Drivers, School	Other	Y																								
533032 *Truck Drivers, Heavy & Tractor-Trailer	Other	Y																								
535021 *Captains, Mates, & Pilots of Water Vessels	Other	N																								

**\*\* Does not include completions from private providers of workforce training, and public and private four year institutions \*\***

**Table 1 -- Summary of the Supply-Demand Analysis by Occupation and Workforce Region, 2004**



OCCUPATION	Industry	EFI Key	WORKFORCE REGION																							
			1	2	3	4	5	6	7	8	9	10	11	12	13	14	15	16	17	18	19	20	21	22	23	24
537032 *Excavating & Loading Machine & Dragline Operators	Other	N																								

**NOTES:**

\* Denotes an apprenticeable occupation

EFI Key: Occupation in an Enterprise Florida key sector

◆ Denotes that workforce supply may be underreported in this cell because some training programs produce completers who are employed in several different occupations (see Notes 1-5 below)

- (1) For these managerial occupations, workforce supply may not be adequately reflected. Business administration programs at community colleges provide training for more than one occupation, but program and completers data could not be distributed to several occupational categories and were only reported in one category.
- (2) For the audio technician occupation, workforce supply may be underreported in Region 12. Audio/visual programs may train for more than one occupation, but program and completers data were only reported in one occupational category (SOC 274012).
- (3) For these law enforcement occupations, workforce supply may not be adequately reflected in each category. Law enforcement programs at community colleges provide training for more than one occupation, but program data could not be distributed to several occupational categories and were only reported in one category.
- (4) For these office management occupations, workforce supply may not be adequately reflected in each category. Office management programs at community colleges provide training for more than one occupation, but program data could not be distributed to several occupational categories and were only reported in one category.
- (5) For these transportation occupations, workforce supply may not be adequately reflected in each category. Transportation programs at community colleges provide training for more than one occupation, but program data could not be distributed to several occupational categories and were only reported in one category.

Source: Agency for Workforce Innovation and Florida Department of Education. Prepared by CEPRI.

**Table 2a -- Targeted Occupations in Workforce Region 1 (Escambia, Santa Rosa)**

A-10

OCCUPATION	EFI	Open-ings	Mean Wage	Comm. Coll.			District			Private	Apprenticeship			Openings Minus Total Comp.
				Pgr	Enr	Comp	Pgr	Enr	Comp	Pgr	Pgr	Enr	Comp	
<b>CONSTRUCTION</b>														
471011 First-Line Superv. of Constr. & Extraction Wkrs	Y	54	19.40											(54)
472031 *Carpenters	Y	51	12.91				2	39	13		2	2	1	(37)
472111 *Electricians	Y	42	13.35				2	72	43		3	39	10	11
119021 Construction Managers	Y	30	35.52	2	26	7								(23)
472152 *Plumbers, Pipefitters, & Steamfitters	Y	29	13.46				1	6	0		5	11	4	(25)
499052 *Telecomm. Line Install. & Repair.	Y	27	11.88											(27)
472073 *Operating Engineers/Constr. Equip. Oper.	Y	26	12.82											(26)
472141 *Painters, Constr. & Maintenance	Y	25	12.54								1	0	0	(25)
491011 First-Line Superv. of Mechanics, Install., & Repair.	Y	25	21.74											(25)
499021 *Heating, A.C., & Refrig. Mechanics & Install.	Y	21	13.93				2	72	18		2	15	11	8
514121 *Welders, Cutters, Solderers, & Brazers	Y	20	12.59				2	52	33		1	0	0	13
472211 *Sheet Metal Workers	Y	18	13.93											(18)
173023 *Electrical & Electronic Engineering Tech.	Y	13	20.97	2	53	8								(5)
173031 *Surveying & Mapping Tech.	Y	11	12.27											(11)
173011 *Architectural & Civil Drafters	Y	8	17.38	3	42	7	2	37	8	4				7
493021 *Automotive Body & Related Repair.	N	8	16.27				1	29	5					(3)
472181 *Roofers	N	4	10.47											(4)
<b>CRITICAL NEED</b>														
399011 *Child Care Workers	N	83	6.83	1	2	0					1	10	6	(77)
<b>EDUCATION</b>														
251194 Vocational Education Teachers, Postsecondary	Y	12	25.17											(12)
<b>HEALTH SCIENCES</b>														
291111 Registered Nurses	Y	170	21.90	1	348	87								(83)
311012 *Nursing Aides, Orderlies, & Attendants	Y	69	9.36	1	58	62	2	117	153					146
292061 *Licensed Practical & Licensed Vocational Nurses	Y	51	15.19	1	163	61				1				10
319092 *Medical Assistants	Y	44	9.87	1	31	19				3				(25)
292041 *Emergency Medical Tech. & Paramedics	Y	21	12.80	2	150	72								51
119111 Medical & Health Services Mgrs	Y	17	36.03	2	38	3				1				(14)
319091 *Dental Assistants	Y	14	12.20	1	39	18								4
291126 Respiratory Therapists	Y	11	16.83											(11)
292011 Medical & Clinical Laboratory Technologists	Y	10	20.86											(10)
292034 Radiologic Technologists & Tech.	Y	10	18.71	1	62	15								5
292055 *Surgical Technologists	Y	10	14.44	1	26	8				1				(2)
319094 Medical Transcriptionists	Y	10	10.95							2				(10)
436013 *Medical Secretaries	N	9	13.66				2	92	14	2				5
292021 Dental Hygienists	Y	8	20.40	1	78	29								21
292012 *Medical & Clinical Laboratory Tech.	Y	7	17.09											(7)
<b>INFORMATION TECHNOLOGY</b>														

**\*\* Does not include completions from private providers of workforce training, and public and private four-year institutions \*\***

**Table 2a -- Targeted Occupations in Workforce Region 1 (Escambia, Santa Rosa)**

OCCUPATION	EFI	Openings	Mean Wage	Comm. Coll.			District			Private	Apprenticeship			Openings Minus Total Comp.
				Pgr	Enr	Comp	Pgr	Enr	Comp	Pgr	Pgr	Enr	Comp	
151041 Computer Support Specialists	Y	22	16.31				1	29	4	21				(18)
151071 Network & Computer Systems Administrators	Y	18	22.87	2	116	28	1	22	0					10
151081 *Network Systems & Data Comm. Analysts	Y	17	27.99	1	20	4				12				(13)
113021 *Computer & Information Systems Mgrs	Y	13	40.20											(13)
151031 Computer Software Engineers, Applications	Y	13	23.87											(13)
151051 Computer Systems Analysts	Y	11	28.42											(11)
151021 *Computer Programmers	Y	7	27.37	2	56	6								(1)
271024 *Graphic Designers	Y	5	16.75	4	135	26	1	18	3	2				24
<b>OTHER</b>														
493023 *Automotive Service Tech. & Mechanics	Y	71	13.28	2	30	6	3	97	96					31
434051 Customer Service Representatives	N	69	11.19											(69)
433031 Bookkeeping, Accounting, & Auditing Clerks	N	59	12.32	3	76	15	2	36	7					(37)
431011 First-Line Superv. of Office & Admin. Support Wkrs	N	44	17.98	3	63	16								(28)
436011 Executive Secretaries & Administrative Asst.	N	42	14.85				2	73	12	3				(30)
333012 *Correctional Officers & Jailers	N	39	15.84				1	170	112					73
533032 *Truck Drivers, Heavy & Tractor-Trailer	Y	39	13.41							1				(39)
333051 *Police & Sheriff's Patrol Officers	N	31	16.02				1	90	73					42
112021 Marketing Managers	Y	20	37.36	1	41	12				1				(8)
533022 Bus Drivers, School	Y	20	12.60											(20)
332011 *Fire Fighters	N	14	14.08	1	5	35								21
119051 *Food Service Managers	Y	13	22.72	4	70	15								2
113011 *Administrative Services Managers	Y	11	32.04											(11)
119141 Property, Real Estate & Community Assoc. Mgrs	Y	11	24.75											(11)
413041 Travel Agents	Y	11	14.47											(11)
232011 *Paralegals & Legal Assistants	Y	10	17.30	1	100	20				1				10
493031 *Bus & Truck Mechanics & Diesel Engine Spec.	Y	8	15.63											(8)
436012 *Legal Secretaries	N	5	13.47											(5)
493011 *Aircraft Mechanics & Service Tech.	Y	3	20.74											(3)
131031 Claims Adjusters, Examiners, & Investigators	Y	2	22.59											(2)

\* Denotes apprenticeable occupations

EFI= Enterprise Florida Key Sectors, Openings = Average annual openings through 2011, Mean Wage = Average hourly wage in 2004

Pgr = No. of programs in 2003-04, Enr = No. of enrollments in 2003-04, Comp = No. of program completers in 2003-04 (Private refers to non-public providers of workforce training in Florida)

Gray shaded areas indicate no program available

Source: Agency for Workforce Innovation and Florida Department of Education. Prepared by CEPRI.

**\*\* Does not include completions from private providers of workforce training, and public and private four-year institutions \*\***

**Table 2b -- Targeted Occupations in Workforce Region 2 (Okaloosa, Walton)**

OCCUPATION	EFI	Openings	Mean Wage	Comm. Coll.			District			Private	Apprenticeship			Openings Minus Total Comp.
				Pgr	Enr	Comp	Pgr	Enr	Comp	Pgr	Pgr	Enr	Comp	
<b>CONSTRUCTION</b>														
472031 *Carpenters	Y	54	12.70				1	47	43					(11)
472141 *Painters, Constr. & Maintenance	Y	49	15.19											(49)
499042 *Maintenance & Repair Workers, Gen.	Y	33	12.21											(33)
471011 First-Line Superv. of Constr. & Extraction Wkrs	Y	30	20.42											(30)
472111 *Electricians	Y	23	14.70				1	71	22		1	1	0	(1)
491011 First-Line Superv. of Mechanics, Install., & Repair.	Y	20	23.29											(20)
472152 *Plumbers, Pipefitters, & Steamfitters	Y	14	14.87				1	35	17					3
472211 *Sheet Metal Workers	Y	14	12.01											(14)
119021 Construction Managers	Y	12	29.08											(12)
472073 *Operating Engineers/Constr. Equip. Oper.	Y	12	14.12											(12)
514121 *Welders, Cutters, Solderers, & Brazers	Y	12	13.72				1	37	31					19
472081 *Drywall & Ceiling Tile Install.	N	11	14.28											(11)
499021 *Heating, A.C., & Refrig. Mechanics & Install.	Y	9	15.86				1	57	37					28
173023 *Electrical & Electronic Engineering Tech.	Y	7	20.53	1	11	0								(7)
173011 *Architectural & Civil Drafters	Y	6	17.85	5	131	34								28
173031 *Surveying & Mapping Tech.	Y	6	11.71											(6)
493021 *Automotive Body & Related Repair.	N	5	14.37											(5)
499052 *Telecomm. Line Install. & Repair.	Y	5	12.40											(5)
472181 *Roofers	N	4	9.60											(4)
<b>CRITICAL NEED</b>														
399011 *Child Care Workers	N	32	7.01	1	78	13								(19)
<b>EDUCATION</b>														
259041 *Teacher Assistants	Y	29	11.71											(29)
<b>HEALTH SCIENCES</b>														
291111 Registered Nurses	Y	108	21.17	1	322	38								(70)
311012 *Nursing Aides, Orderlies, & Attendants	Y	33	9.01				1	48	77					44
119111 Medical & Health Services Managers	Y	27	31.19	1	7	3								(24)
292061 *Licensed Practical & Licensed Vocational Nurses	Y	19	13.54				2	150	52					33
319091 *Dental Assistants	Y	9	11.10	1	52	14					1	2	0	5
292021 Dental Hygienists	Y	6	23.38											(6)
292041 *Emergency Medical Tech. & Paramedics	Y	5	11.52											(5)
436013 *Medical Secretaries	N	5	12.61											(5)
292034 Radiologic Technologists & Tech.	Y	4	16.41											(4)
319092 *Medical Assistants	Y	4	9.41											(4)
291126 Respiratory Therapists	Y	3	16.91											(3)
292011 Medical & Clinical Laboratory Technologists	Y	2	18.71											(2)
292012 *Medical & Clinical Laboratory Tech.	Y	2	12.78											(2)

A-12

**\*\* Does not include completions from private providers of workforce training, and public and private four-year institutions \*\***

**Table 2b -- Targeted Occupations in Workforce Region 2 (Okaloosa, Walton)**

OCCUPATION	EFI	Openings	Mean Wage	Comm. Coll.			District			Private	Apprenticeship			Openings Minus Total Comp.
				Pgr	Enr	Comp	Pgr	Enr	Comp	Pgr	Pgr	Enr	Comp	
<b>INFORMATION TECHNOLOGY</b>														
151031 Computer Software Engineers, Applications	Y	16	33.90											(16)
151051 Computer Systems Analysts	Y	11	27.05											(11)
271024 *Graphic Designers	Y	9	14.04	5	118	26	1	8	4	8				21
151071 Network & Computer Systems Administrators	Y	8	23.08	2	22	27								19
151041 Computer Support Specialists	Y	7	18.58	2	11	5	2	28	5	15				3
113021 *Computer & Information Systems Mgrs	Y	6	36.32	4	55	6								0
151021 *Computer Programmers	Y	6	22.49	3	62	14								8
151081 *Network Systems & Data Comm. Analysts	Y	4	23.70	1	159	12				4				8
<b>OTHER</b>														
434051 Customer Service Representatives	N	88	11.11	2	10	2								(86)
436011 Executive Secretaries & Administrative Asst.	N	45	15.54	2	19	6	1	22	13					(26)
433031 Bookkeeping, Accounting, & Auditing Clerks	N	44	11.55	4	81	13								(31)
351012 First-Line Superv. of Food Prep & Serving Wkrs	Y	40	12.23											(40)
493023 *Automotive Service Tech. & Mechanics	Y	40	14.93				2	47	101					61
436014 *Secretaries, Exc. Legal, Medical, & Executive	N	39	12.03											(39)
119141 Property, Real Estate & Community Assoc. Mgrs	Y	34	19.49											(34)
333012 *Correctional Officers & Jailers	N	29	15.68	2	60	45								16
431011 First-Line Superv. of Office & Admin. Support Wkrs	N	28	16.73	3	153	21								(7)
333051 *Police & Sheriff's Patrol Officers	N	20	15.40	2	131	85								65
119051 *Food Service Managers	Y	17	20.21											(17)
192041 *Environmental Scientists & Spec., Inc. Health	Y	11	24.66											(11)
332011 *Fire Fighters	N	11	14.69											(11)
533032 *Truck Drivers, Heavy & Tractor-Trailer	Y	11	11.19											(11)
113011 *Administrative Services Mgrs	Y	8	28.86											(8)
112021 Marketing Managers	Y	4	39.90	2	249	24	1	1	0	3				20
493011 *Aircraft Mechanics & Service Tech.	Y	4	17.89											(4)
493031 *Bus & Truck Mechanics & Diesel Engine Spec.	Y	3	13.82								1	7	0	(3)
436012 *Legal Secretaries	N	2	13.72											(2)
131031 Claims Adjusters, Examiners, & Investigators	Y	1	19.82											(1)
232011 *Paralegals & Legal Assistants	Y	1	17.81											(1)

\* Denotes apprenticeable occupations

EFI= Enterprise Florida Key Sectors, Openings = Average annual openings through 2011, Mean Wage = Average hourly wage in 2004

Pgr = No. of programs in 2003-04, Enr = No. of enrollments in 2003-04, Comp = No. of program completers in 2003-04 (Private refers to non-public providers of workforce training in Florida)

Gray shaded areas indicate no program available

Source: Agency for Workforce Innovation and Florida Department of Education. Prepared by CEPRI.

**\*\* Does not include completions from private providers of workforce training, and public and private four-year institutions \*\***

**Table 2c -- Targeted Occupations in Workforce Region 3 (Calhoun, Holmes, Jackson, Liberty, Washington)**

OCCUPATION	EFI	Openings	Mean Wage	Comm. Coll.			District			Private	Apprenticeship			Openings Minus Total Comp.
				Pgr	Enr	Comp	Pgr	Enr	Comp	Pgr	Pgr	Enr	Comp	
<b>CONSTRUCTION</b>														
472111 *Electricians	Y	9	14.30				1	33	11					2
471011 First-Line Superv. of Constr. & Extraction Wkrs	Y	8	17.62											(8)
472031 *Carpenters	Y	6	12.32				1	18	4					(2)
514121 *Welders, Cutters, Solderers, & Brazers	Y	5	11.75	1	33	2	1	65	16					13
173031 *Surveying & Mapping Tech.	Y	4	10.48											(4)
472073 *Operating Engineers/Constr. Equip. Oper.	Y	4	11.51				1	20	24					20
491011 First-Line Superv. of Mechanics, Install., & Repair.	Y	4	22.33											(4)
499052 *Telecomm. Line Install. & Repair.	Y	3	15.18											(3)
119021 Construction Managers	Y	2	21.40											(2)
173011 *Architectural & Civil Drafters	Y	2	14.74				1	65	11					9
472141 *Painters, Constr. & Maintenance	Y	2	10.18											(2)
472152 *Plumbers, Pipefitters, & Steamfitters	Y	2	12.71											(2)
472211 *Sheet Metal Workers	Y	2	11.46											(2)
499021 *Heating, A.C., & Refrig. Mechanics & Install.	Y	2	14.30				1	44	5					3
493021 *Automotive Body & Related Repair.	N	1	15.11				1	64	3					2
173023 *Electrical & Electronic Engineering Tech.	Y	0	21.81	2	14	1								1
472181 *Roofers	N	0	10.38											0
<b>CRITICAL NEED</b>														
399011 *Child Care Workers	N	22	6.67	1	1	0								(22)
<b>HEALTH SCIENCES</b>														
311012 *Nursing Aides, Orderlies, & Attendants	Y	23	8.65	2	43	33	1	108	85					95
291111 Registered Nurses	Y	17	20.39	1	163	33								16
292061 *Licensed Practical & Licensed Vocational Nurses	Y	17	14.18				1	99	38					21
319092 *Medical Assistants	Y	6	9.22											(6)
292041 *Emergency Medical Tech. & Paramedics	Y	5	11.05	1	41	38								33
292021 Dental Hygienists	Y	2	19.60											(2)
319091 *Dental Assistants	Y	2	9.76											(2)
119111 Medical & Health Services Managers	Y	1	40.12											(1)
291126 Respiratory Therapists	Y	1	16.79											(1)
292011 Medical & Clinical Laboratory Technologists	Y	1	18.30											(1)
292012 *Medical & Clinical Laboratory Tech.	Y	1	15.38											(1)
292034 Radiologic Technologists & Tech.	Y	1	18.08											(1)
436013 *Medical Secretaries	N	1	11.52											(1)

A-14

**\*\* Does not include completions from private providers of workforce training, and public and private four-year institutions \*\***



**Table 2c -- Targeted Occupations in Workforce Region 3 (Calhoun, Holmes, Jackson, Liberty, Washington)**

OCCUPATION	EFI	Openings	Mean Wage	Comm. Coll.			District			Private	Apprenticeship			Openings Minus Total Comp.
				Pgr	Enr	Comp	Pgr	Enr	Comp	Pgr	Pgr	Enr	Comp	
<b>INFORMATION TECHNOLOGY</b>														
151041 Computer Support Specialists	Y	2	14.85											(2)
113021 *Computer & Information Systems Mgrs	Y	1	35.15	1	8	0								(1)
151071 Network & Computer Systems Administrators	Y	1	23.58	1	26	5	1	10	4					8
151081 *Network Systems & Data Comm. Analysts	Y	1	21.31	1	3	0								(1)
151021 *Computer Programmers	Y	0	20.06				1	29	2					2
151051 Computer Systems Analysts	Y	0	28.31											0
271024 *Graphic Designers	Y	0	16.46											0
<b>OTHER</b>														
333012 *Correctional Officers & Jailers	N	95	15.73	2	171	122	1	197	14					41
433031 Bookkeeping, Accounting, & Auditing Clerks	N	9	11.52	1	4	1								(8)
333051 *Police & Sheriff's Patrol Officers	N	8	14.62	2	46	25								17
436011 Executive Secretaries & Administrative Asst.	N	7	14.17				1	72	3					(4)
533032 *Truck Drivers, Heavy & Tractor-Trailer	Y	7	10.76				1	110	89					82
431011 First-Line Superv. of Office & Admin. Support Wkrs	N	6	16.40	2	32	7								1
493023 *Automotive Service Tech. & Mechanics	Y	5	12.63	1	36	8	1	46	75					78
434051 Customer Service Representatives	N	4	9.57				1	18	2					(2)
493031 *Bus & Truck Mechanics & Diesel Engine Spec.	Y	4	14.65				1	23	5					1
119141 Property, Real Estate & Community Assoc. Mgrs	Y	3	18.61											(3)
332011 *Fire Fighters	N	3	14.59	1	103	55								52
119051 *Food Service Managers	Y	2	20.96	1	13	1								(1)
113011 *Administrative Services Managers	Y	1	32.08											(1)
232011 *Paralegals & Legal Assistants	Y	1	16.54											(1)
436012 *Legal Secretaries	N	1	14.04											(1)
112021 Marketing Managers	Y	0	49.47				2	19	3					3
493011 *Aircraft Mechanics & Service Tech.	Y	0	10.60											0

\* Denotes apprenticeable occupations

EFI= Enterprise Florida Key Sectors, Openings = Average annual openings through 2011, Mean Wage = Average hourly wage in 2004

Pgr = No. of programs in 2003-04, Enr = No. of enrollments in 2003-04, Comp = No. of program completers in 2003-04 (Private refers to non-public providers of workforce training in Florida)

Gray shaded areas indicate no program available

Source: Agency for Workforce Innovation and Florida Department of Education. Prepared by CEPRI.

**\*\* Does not include completions from private providers of workforce training, and public and private four-year institutions \*\***

**Table 2d -- Targeted Occupations in Workforce Region 4 (Bay, Franklin, Gulf)**

OCCUPATION	EFI	Openings	Mean Wage	Comm. Coll.			District			Private	Apprenticeship			Openings Minus Total Comp.
				Pgr	Enr	Comp	Pgr	Enr	Comp	Pgr	Pgr	Enr	Comp	
<b>CONSTRUCTION</b>														
472111 *Electricians	Y	30	14.71	1	26	0	3	62	18		3	11	0	(12)
471011 First-Line Superv. of Constr. & Extraction Wkrs	Y	21	19.29											(21)
173031 *Surveying & Mapping Tech.	Y	18	11.38											(18)
472031 *Carpenters	Y	18	13.09				1	7	3					(15)
491011 First-Line Superv. of Mechanics, Install., & Repair.	Y	15	20.36											(15)
492022 *Telecomm. Equip. Install. & Repair.	Y	15	18.18											(15)
499021 *Heating, A.C., & Refrig. Mechanics & Install.	Y	14	13.81				2	19	6		1	6	0	(8)
472152 *Plumbers, Pipefitters, & Steamfitters	Y	12	15.57								3	5	0	(12)
499051 *Electrical Power-Line Install. & Repair.	Y	11	21.81								1	0	0	(11)
472073 *Operating Engineers/Constr. Equip. Oper.	Y	9	13.39											(9)
514121 *Welders, Cutters, Solderers, & Brazers	Y	8	13.32				1	38	5		1	0	0	(3)
472211 *Sheet Metal Workers	Y	6	13.58											(6)
472141 *Painters, Constr. & Maintenance	Y	5	12.46											(5)
119021 Construction Managers	Y	4	30.44	1	37	0								(4)
493021 *Automotive Body & Related Repair.	N	4	15.62				1	23	10					6
173011 *Architectural & Civil Drafters	Y	3	14.76	1	1	6	2	12	0					3
173023 *Electrical & Electronic Engineering Tech.	Y	3	24.15	2	31	8					1	0	0	5
472181 *Roofers	N	2	12.21											(2)
499052 *Telecomm. Line Install. & Repair.	Y	1	16.56											(1)
<b>CRITICAL NEED</b>														
399011 *Child Care Workers	N	31	6.84	1	7	8								(23)
<b>HEALTH SCIENCES</b>														
291111 Registered Nurses	Y	61	22.17	1	232	57								(4)
292061 *Licensed Practical & Licensed Vocational Nurses	Y	35	13.60	1	1	16	1	131	52					33
319092 *Medical Assistants	Y	32	9.41											(32)
311012 *Nursing Aides, Orderlies, & Attendants	Y	30	9.34	1	1	0	1	60	20					(10)
436013 *Medical Secretaries	N	12	10.75				1	47	9					(3)
319091 *Dental Assistants	Y	6	9.83	1	116	24					1	2	0	18
291126 Respiratory Therapists	Y	4	17.54	1	28	6								2
292034 Radiologic Technologists & Tech.	Y	4	17.25	1	33	10								6
292041 *Emergency Medical Tech. & Paramedics	Y	4	12.33	2	56	55								51
119111 Medical & Health Services Managers	Y	3	37.75											(3)
292012 *Medical & Clinical Laboratory Tech.	Y	2	18.08											(2)
292021 Dental Hygienists	Y	2	22.68	1	37	12								10
292011 Medical & Clinical Laboratory Technologists	Y	1	22.43											(1)
<b>INFORMATION TECHNOLOGY</b>														
151051 Computer Systems Analysts	Y	4	27.54											(4)
113021 *Computer & Information Systems Mgrs	Y	3	36.11											(3)

A-16

**\*\* Does not include completions from private providers of workforce training, and public and private four-year institutions \*\***

**Table 2d -- Targeted Occupations in Workforce Region 4 (Bay, Franklin, Gulf)**

OCCUPATION	EFI	Openings	Mean Wage	Comm. Coll.			District			Private	Apprenticeship			Openings Minus Total Comp.
				Pgr	Enr	Comp	Pgr	Enr	Comp	Pgr	Pgr	Enr	Comp	
151021 *Computer Programmers	Y	3	23.60	2	85	6								3
151041 Computer Support Specialists	Y	3	13.34											(3)
151081 *Network Systems & Data Comm. Analysts	Y	3	24.98	1	177	17								14
271024 *Graphic Designers	Y	3	13.52	1	32	1	1	11	0					(2)
151031 Computer Software Engineers, Applications	Y	2	37.18											(2)
151071 Network & Computer Systems Administrators	Y	1	21.38											(1)
<b>OTHER</b>														
333012 *Correctional Officers & Jailers	N	60	13.76	2	132	116								56
433031 Bookkeeping, Accounting, & Auditing Clerks	N	40	12.19	2	62	7	1	14	4					(29)
434051 Customer Service Representatives	N	33	10.98				1	1	0					(33)
436011 Executive Secretaries & Administrative Asst.	N	22	13.70				1	17	2					(20)
431011 First-Line Superv. of Office & Admin. Support Wkrs	N	21	15.76	2	48	2								(19)
333051 *Police & Sheriff's Patrol Officers	N	19	14.84	3	29	7								(12)
493023 *Automotive Service Tech. & Mechanics	Y	15	12.96				1	29	16					1
533032 *Truck Drivers, Heavy & Tractor-Trailer	Y	15	13.04	1	9	9				1				(6)
119051 *Food Service Managers	Y	9	20.33	2	94	8								(1)
332011 *Fire Fighters	N	6	14.78	1	53	11								5
493031 *Bus & Truck Mechanics & Diesel Engine Spec.	Y	5	13.91											(5)
113011 *Administrative Services Managers	Y	4	29.27											(4)
119141 Property, Real Estate & Community Assoc. Mgrs	Y	4	18.08											(4)
112021 Marketing Managers	Y	3	38.77	2	83	4				1				1
436012 *Legal Secretaries	N	3	13.04				1	11	1					(2)
131031 Claims Adjusters, Examiners, & Investigators	Y	1	25.73											(1)
232011 *Paralegals & Legal Assistants	Y	1	19.74	1	96	2								1
493011 *Aircraft Mechanics & Service Tech.	Y	1	16.34											(1)

\* Denotes apprenticeable occupations

EFI= Enterprise Florida Key Sectors, Openings = Average annual openings through 2011, Mean Wage = Average hourly wage in 2004

Pgr = No. of programs in 2003-04, Enr = No. of enrollments in 2003-04, Comp = No. of program completers in 2003-04 (Private refers to non-public providers of workforce training in Florida)

Gray shaded areas indicate no program available

Source: Agency for Workforce Innovation and Florida Department of Education. Prepared by CEPRI.

**\*\* Does not include completions from private providers of workforce training, and public and private four-year institutions \*\***

**Table 2e -- Targeted Occupations in Workforce Region 5 (Gadsden, Leon, Wakulla)**

OCCUPATION	EFI	Open-ings	Mean Wage	Comm. Coll.			District			Private	Apprenticeship			Openings Minus Total Comp.	
				Pgr	Enr	Comp	Pgr	Enr	Comp	Pgr	Pgr	Enr	Comp		
<b>CONSTRUCTION</b>															
471011	First-Line Superv. of Constr. & Extraction Wkrs	Y	32	20.76											(32)
472111	*Electricians	Y	28	14.40	1	4	0	1	24	16		2	11	5	(7)
472031	*Carpenters	Y	27	15.91				1	19	6		1	0	0	(21)
491011	First-Line Superv. of Mechanics, Install., & Repair.	Y	25	27.96											(25)
499042	*Maintenance & Repair Workers, Gen.	Y	22	12.77											(22)
499021	*Heating, A.C., & Refrig. Mechanics & Install.	Y	18	13.64				1	77	41		3	6	1	24
472141	*Painters, Constr. & Maintenance	Y	14	12.46								1	0	0	(14)
472211	*Sheet Metal Workers	Y	12	14.54								1	0	0	(12)
173011	*Architectural & Civil Drafters	Y	11	16.03	1	67	2	2	29	17	1				8
119021	Construction Managers	Y	10	31.62	2	35	0								(10)
472073	*Operating Engineers/Constr. Equip. Oper.	Y	10	12.44											(10)
173031	*Surveying & Mapping Tech.	Y	9	10.63											(9)
493021	*Automotive Body & Related Repair.	N	7	14.99											(7)
499052	*Telecomm. Line Install. & Repair.	Y	7	14.71											(7)
472152	*Plumbers, Pipefitters, & Steamfitters	Y	6	15.42	1	4	0					5	4	0	(6)
514121	*Welders, Cutters, Solderers, & Brazers	Y	6	12.90				1	17	6					0
472181	*Roofers	N	5	13.36											(5)
173023	*Electrical & Electronic Engineering Tech.	Y	4	18.91	2	31	0								(4)
<b>CRITICAL NEED</b>															
399011	*Child Care Workers	N	78	7.05											(78)
<b>EDUCATION</b>															
259031	Instructional Coordinators	Y	16	21.77											(16)
<b>HEALTH SCIENCES</b>															
291111	Registered Nurses	Y	123	26.15	2	149	49				2				(74)
311012	*Nursing Aides, Orderlies, & Attendants	Y	64	9.14	1	1	0	4	156	214	3				150
292061	*Licensed Practical & Licensed Vocational Nurses	Y	40	15.99				2	145	47					7
319092	*Medical Assistants	Y	31	11.85				1	44	21	1				(10)
119111	Medical & Health Services Mgrs	Y	16	35.49											(16)
311013	Psychiatric Aides	Y	16	12.23											(16)
319091	*Dental Assistants	Y	13	13.59	1	26	13					1	3	0	0
436013	*Medical Secretaries	N	11	10.78				2	40	4					(7)
292011	Medical & Clinical Laboratory Technologists	Y	9	21.96											(9)
291126	Respiratory Therapists	Y	8	18.85	2	56	18								10
292034	Radiologic Technologists & Tech.	Y	8	19.69	1	48	0				1				(8)

A-18

**\*\* Does not include completions from private providers of workforce training, and public and private four-year institutions \*\***

**Table 2e -- Targeted Occupations in Workforce Region 5 (Gadsden, Leon, Wakulla)**

	OCCUPATION	EFI	Open-ings	Mean Wage	Comm. Coll.			District			Private	Apprenticeship			Openings Minus Total Comp.
					Pgr	Enr	Comp	Pgr	Enr	Comp	Pgr	Pgr	Enr	Comp	
292012	<i>*Medical &amp; Clinical Laboratory Tech.</i>	Y	7	12.61											(7)
292021	Dental Hygienists	Y	7	31.79	1	48	15								8
292041	<i>*Emergency Medical Tech. &amp; Paramedics</i>	Y	4	12.12	3	47	15								11
<b>INFORMATION TECHNOLOGY</b>															
151071	Network & Computer Systems Administrators	Y	53	28.68	2	86	7	1	41	9	2				(37)
151041	Computer Support Specialists	Y	41	18.76				1	30	8	11				(33)
151081	<i>*Network Systems &amp; Data Comm. Analysts</i>	Y	35	23.22	2	38	6				3				(29)
151051	Computer Systems Analysts	Y	23	21.23											(23)
113021	<i>*Computer &amp; Information Systems Mgrs</i>	Y	22	38.56							1				(22)
151021	<i>*Computer Programmers</i>	Y	20	25.99	3	251	23	1	55	20	2				23
271024	<i>*Graphic Designers</i>	Y	14	16.43	2	208	18	1	24	18	1				22
151031	Computer Software Engineers, Applications	Y	7	32.24											(7)
<b>OTHER</b>															
436011	Executive Secretaries & Administrative Asst.	N	103	14.87				3	106	5	1				(98)
333051	<i>*Police &amp; Sheriff's Patrol Officers</i>	N	81	18.30	2	161	171								90
434051	Customer Service Representatives	N	80	12.04				1	6	1					(79)
333012	<i>*Correctional Officers &amp; Jailers</i>	N	75	16.39	2	20	21								(54)
433031	Bookkeeping, Accounting, & Auditing Clerks	N	70	13.13	2	172	4	1	53	4					(62)
431011	First-Line Superv. of Office & Admin. Support Wkrs	N	50	17.76	3	78	5								(45)
131041	<i>*Compliance Off., Exc. Safety, Agri, Constr &amp; Transp.</i>	Y	38	17.20											(38)
493023	<i>*Automotive Service Tech. &amp; Mechanics</i>	Y	37	17.00				2	62	135		1	0	0	98
533032	<i>*Truck Drivers, Heavy &amp; Tractor-Trailer</i>	Y	27	13.71											(27)
192041	<i>*Environmental Scientists &amp; Spec., Inc. Health</i>	Y	26	22.35											(26)
112031	Public Relations Managers	Y	23	39.32											(23)
331012	First-Line Supervisors of Police & Detectives	N	23	25.24	4	339	15								(8)
254031	Library Tech.	N	22	11.37											(22)
493031	<i>*Bus &amp; Truck Mechanics &amp; Diesel Engine Spec.</i>	Y	18	16.47											(18)
232011	<i>*Paralegals &amp; Legal Assistants</i>	Y	16	18.49	2	215	13								(3)
232093	Title Examiners, Abstractors, & Searchers	Y	16	17.05											(16)
211023	Mental Health & Substance Abuse Social Wkrs	Y	15	15.72											(15)
436012	<i>*Legal Secretaries</i>	N	15	17.47				1	31	6					(9)
113011	<i>*Administrative Services Managers</i>	Y	14	37.15											(14)
333021	Detectives & Criminal Investigators	N	14	22.26				1	120	20					6
119141	Property, Real Estate & Community Assoc. Mgrs	Y	13	27.03											(13)
119051	<i>*Food Service Managers</i>	Y	12	21.05							1				(12)

A-19

**\*\* Does not include completions from private providers of workforce training, and public and private four-year institutions \*\***

**Table 2e -- Targeted Occupations in Workforce Region 5 (Gadsden, Leon, Wakulla)**

OCCUPATION	EFI	Open-ings	Mean Wage	Comm. Coll.			District			Private	Apprenticeship			Openings Minus Total Comp.
				Pgr	Enr	Comp	Pgr	Enr	Comp	Pgr	Pgr	Enr	Comp	
194091 *Environmental Science Tech., Inc. Health	Y	12	14.88											(12)
499041 *Industrial Machinery Mechanics	Y	10	12.81											(10)
112021 Marketing Managers	Y	9	40.58	4	205	8								(1)
131031 Claims Adjusters, Examiners, & Investigators	Y	8	19.94											(8)
332011 *Fire Fighters	N	4	16.13											(4)
493011 *Aircraft Mechanics & Service Tech.	Y	2	18.86				2	53	22					20

\* Denotes apprenticeable occupations

EFI= Enterprise Florida Key Sectors, Openings = Average annual openings through 2011, Mean Wage = Average hourly wage in 2004

Pgr = No. of programs in 2003-04, Enr = No. of enrollments in 2003-04, Comp = No. of program completers in 2003-04 (Private refers to non-public providers of workforce training in Florida)

Gray shaded areas indicate no program available

Source: Agency for Workforce Innovation and Florida Department of Education. Prepared by CEPRI.

**Table 2f -- Targeted Occupations in Workforce Region 6 (Hamilton, Jefferson, Lafayette, Madison, Suwannee, Taylor)**

OCCUPATION	EFI	Openings	Mean Wage	Comm. Coll.			District			Private	Apprenticeship			Openings Minus Total Comp.
				Pgr	Enr	Comp	Pgr	Enr	Comp	Pgr	Pgr	Enr	Comp	
<b>CONSTRUCTION</b>														
471011 First-Line Superv. of Constr. & Extraction Wkrs	Y	6	22.41											(6)
472073 *Operating Engineers/Constr. Equip. Oper.	Y	5	12.52											(5)
472031 *Carpenters	Y	4	11.78				1	50	8					4
491011 First-Line Superv. of Mechanics, Install., & Repair.	Y	4	22.44											(4)
493021 *Automotive Body & Related Repair.	N	4	15.01				1	14	9	1				5
173031 *Surveying & Mapping Tech.	Y	3	12.00											(3)
472152 *Plumbers, Pipefitters, & Steamfitters	Y	3	13.49				1	8	0					(3)
514121 *Welders, Cutters, Solderers, & Brazers	Y	3	15.33				1	126	15	1				12
119021 Construction Managers	Y	2	20.59											(2)
472141 *Painters, Constr. & Maintenance	Y	2	14.44											(2)
173011 *Architectural & Civil Drafters	Y	1	15.78	2	18	5				3				4
472111 *Electricians	Y	1	18.45											(1)
472181 *Roofers	N	1	11.54											(1)
472211 *Sheet Metal Workers	Y	1	17.33				1	2	0					(1)
499021 *Heating, A.C., & Refrig. Mechanics & Install.	Y	1	14.50							1				(1)
173023 *Electrical & Electronic Engineering Tech.	Y	0	21.16											0
499052 *Telecomm. Line Install. & Repair.	Y	0	15.13											0
<b>HEALTH SCIENCES</b>														
311012 *Nursing Aides, Orderlies, & Attendants	Y	32	9.23	1	30	20	2	93	208					196
292061 *Licensed Practical & Licensed Vocational Nurses	Y	18	14.92	1	36	12	1	33	11					5
291111 Registered Nurses	Y	17	21.17							1				(17)
319092 *Medical Assistants	Y	5	9.26											(5)
292041 *Emergency Medical Tech. & Paramedics	Y	4	10.50	2	44	22	1	41	9					27
436013 *Medical Secretaries	N	3	10.47											(3)
119111 Medical & Health Services Managers	Y	2	30.78											(2)
319091 *Dental Assistants	Y	2	12.01											(2)
291126 Respiratory Therapists	Y	1	19.31											(1)
292011 Medical & Clinical Laboratory Technologists	Y	1	18.62											(1)
292021 Dental Hygienists	Y	1	22.63											(1)
292034 Radiologic Technologists & Tech.	Y	1	18.95				1	10	6					5
292012 *Medical & Clinical Laboratory Tech.	Y	0	15.28											0
<b>INFORMATION TECHNOLOGY</b>														
113021 *Computer & Information Systems Mgrs	Y	1	32.13											(1)
151041 Computer Support Specialists	Y	1	13.84				1	6	3					2
151051 Computer Systems Analysts	Y	1	23.98											(1)
151071 Network & Computer Systems Administrators	Y	1	24.10	2	31	3	2	14	13					15
151021 *Computer Programmers	Y	0	23.02											0
151081 *Network Systems & Data Comm. Analysts	Y	0	21.59											0

**\*\* Does not include completions from private providers of workforce training, and public and private four-year institutions \*\***

**Table 2f -- Targeted Occupations in Workforce Region 6 (Hamilton, Jefferson, Lafayette, Madison, Suwannee, Taylor)**

OCCUPATION	EFI	Openings	Mean Wage	Comm. Coll.			District			Private	Apprenticeship			Openings Minus Total Comp.
				Pgr	Enr	Comp	Pgr	Enr	Comp	Pgr	Pgr	Enr	Comp	
271024 *Graphic Designers	Y	0	13.68											0
<b>OTHER</b>														
333012 *Correctional Officers & Jailers	N	53	15.84	3	100	35								(18)
533032 *Truck Drivers, Heavy & Tractor-Trailer	Y	10	12.59											(10)
433031 Bookkeeping, Accounting, & Auditing Clerks	N	9	11.95				2	18	4					(5)
333051 *Police & Sheriff's Patrol Officers	N	8	15.70	2	143	50								42
493023 *Automotive Service Tech. & Mechanics	Y	7	14.49				2	54	120					113
431011 First-Line Superv. of Office & Admin. Support Wkrs	N	6	16.69	2	15	1				1				(5)
434051 Customer Service Representatives	N	6	8.83	1	3	1								(5)
436011 Executive Secretaries & Administrative Asst.	N	6	14.61	1	44	10	2	117	15	1				19
113011 *Administrative Services Managers	Y	2	27.00											(2)
493031 *Bus & Truck Mechanics & Diesel Engine Spec.	Y	2	16.60											(2)
112021 Marketing Managers	Y	1	26.11	1	13	1								0
119051 *Food Service Managers	Y	1	17.61											(1)
119141 Property, Real Estate & Community Assoc. Mgrs	Y	1	16.37											(1)
332011 *Fire Fighters	N	1	12.90				1	30	0					(1)
436012 *Legal Secretaries	N	1	12.94											(1)
232011 *Paralegals & Legal Assistants	Y	0	15.92											0
493011 *Aircraft Mechanics & Service Tech.	Y	0	19.98											0

\* Denotes apprenticeable occupations

EFI= Enterprise Florida Key Sectors, Openings = Average annual openings through 2011, Mean Wage = Average hourly wage in 2004

Pgr = No. of programs in 2003-04, Enr = No. of enrollments in 2003-04, Comp = No. of program completers in 2003-04 (Private refers to non-public providers of workforce training in Florida)

Gray shaded areas indicate no program available

Source: Agency for Workforce Innovation and Florida Department of Education. Prepared by CEPRI.



**Table 2g -- Targeted Occupations in Workforce Region 7 (Columbia, Dixie, Gilchrist, Union)**

OCCUPATION	EFI	Openings	Mean Wage	Comm. Coll.			District			Private	Apprenticeship			Openings Minus Total Comp.
				Pgr	Enr	Comp	Pgr	Enr	Comp	Pgr	Pgr	Enr	Comp	
<b>CONSTRUCTION</b>														
472031 *Carpenters	Y	13	11.78											(13)
471011 First-Line Superv. of Constr. & Extraction Wkrs	Y	9	22.41											(9)
472073 *Operating Engineers/Constr. Equip. Oper.	Y	5	12.52											(5)
472152 *Plumbers, Pipefitters, & Steamfitters	Y	4	13.49											(4)
491011 First-Line Superv. of Mechanics, Install., & Repair.	Y	4	22.44											(4)
493021 *Automotive Body & Related Repair.	N	4	15.01											(4)
119021 Construction Managers	Y	3	20.59											(3)
173031 *Surveying & Mapping Tech.	Y	3	12.00											(3)
472111 *Electricians	Y	3	18.45											(3)
472141 *Painters, Constr. & Maintenance	Y	3	14.44											(3)
472181 *Roofers	N	2	11.54											(2)
472211 *Sheet Metal Workers	Y	2	17.33											(2)
499021 *Heating, A.C., & Refrig. Mechanics & Install.	Y	2	14.50	1	18	14								12
173011 *Architectural & Civil Drafters	Y	1	15.78											(1)
514121 *Welders, Cutters, Solderers, & Brazers	Y	1	15.33	1	9	1	1	11	0					0
173023 *Electrical & Electronic Engineering Tech.	Y	0	21.16											0
499052 *Telecomm. Line Install. & Repair.	Y	0	15.13											0
<b>CRITICAL NEED</b>														
399011 *Child Care Workers	N	15	6.86											(15)
<b>HEALTH SCIENCES</b>														
291111 Registered Nurses	Y	27	21.17	1	186	48								21
311012 *Nursing Aides, Orderlies, & Attendants	Y	19	9.23	1	43	45								26
292061 *Licensed Practical & Licensed Vocational Nurses	Y	13	14.92	1	63	26								13
319092 *Medical Assistants	Y	7	9.26											(7)
292041 *Emergency Medical Tech. & Paramedics	Y	4	10.50	2	98	103								99
436013 *Medical Secretaries	N	4	10.47							1				(4)
119111 Medical & Health Services Managers	Y	2	30.78											(2)
319091 *Dental Assistants	Y	2	12.01											(2)
291126 Respiratory Therapists	Y	1	19.31											(1)
292011 Medical & Clinical Laboratory Technologists	Y	1	18.62											(1)
292012 *Medical & Clinical Laboratory Tech.	Y	1	15.28	1	6	10								9
292021 Dental Hygienists	Y	1	22.63											(1)
292034 Radiologic Technologists & Tech.	Y	1	18.95											(1)
<b>INFORMATION TECHNOLOGY</b>														
151021 *Computer Programmers	Y	1	23.02	1	25	3								2
151041 Computer Support Specialists	Y	1	13.84											(1)
151051 Computer Systems Analysts	Y	1	23.98											(1)
151071 Network & Computer Systems Administrators	Y	1	24.10	1	5	11								10

A-23

**\*\* Does not include completions from private providers of workforce training, and public and private four-year institutions \*\***

**Table 2g -- Targeted Occupations in Workforce Region 7 (Columbia, Dixie, Gilchrist, Union)**

OCCUPATION	EFI	Openings	Mean Wage	Comm. Coll.			District			Private	Apprenticeship			Openings Minus Total Comp.
				Pgr	Enr	Comp	Pgr	Enr	Comp	Pgr	Pgr	Enr	Comp	
151081 *Network Systems & Data Comm. Analysts	Y	1	21.59	1	10	0								(1)
113021 *Computer & Information Systems Mgrs	Y	0	32.13	1	25	3								3
271024 *Graphic Designers	Y	0	13.68	1	32	1								1
<b>OTHER</b>														
333012 *Correctional Officers & Jailers	N	84	15.84	1	406	418								334
533032 *Truck Drivers, Heavy & Tractor-Trailer	Y	17	12.59											(17)
433031 Bookkeeping, Accounting, & Auditing Clerks	N	11	11.95	1	16	2								(9)
493011 *Aircraft Mechanics & Service Tech.	Y	9	19.98											(9)
493023 *Automotive Service Tech. & Mechanics	Y	9	14.49											(9)
333051 *Police & Sheriff's Patrol Officers	N	7	15.70	3	97	78								71
431011 First-Line Superv. of Office & Admin. Support Wkrs	N	7	16.69	2	20	6								(1)
436011 Executive Secretaries & Administrative Asst.	N	6	14.61											(6)
434051 Customer Service Representatives	N	5	8.83	1	26	4								(1)
113011 *Administrative Services Managers	Y	2	27.00											(2)
119051 *Food Service Managers	Y	2	17.61											(2)
493031 *Bus & Truck Mechanics & Diesel Engine Spec.	Y	2	16.60											(2)
112021 Marketing Managers	Y	1	26.11	2	44	11								10
119141 Property, Real Estate & Community Assoc. Mgrs	Y	1	16.37											(1)
232011 *Paralegals & Legal Assistants	Y	1	15.92											(1)
436012 *Legal Secretaries	N	1	12.94											(1)
332011 *Fire Fighters	N	0	12.90											0

\* Denotes apprenticeable occupations

EFI= Enterprise Florida Key Sectors, Openings = Average annual openings through 2011, Mean Wage = Average hourly wage in 2004

Pgr = No. of programs in 2003-04, Enr = No. of enrollments in 2003-04, Comp = No. of program completers in 2003-04 (Private refers to non-public providers of workforce training in Florida)

Gray shaded areas indicate no program available

Source: Agency for Workforce Innovation and Florida Department of Education. Prepared by CEPRI.

**\*\* Does not include completions from private providers of workforce training, and public and private four-year institutions \*\***

**Table 2h -- Targeted Occupations in Workforce Region 8 (Baker, Clay, Duval, Nassau, Putnam, St. Johns)**

OCCUPATION	EFI	Openings	Mean Wage	Comm. Coll.			District			Private	Apprenticeship			Openings Minus Total Comp.	
				Pgr	Enr	Comp	Pgr	Enr	Comp	Pgr	Pgr	Enr	Comp		
<b>CONSTRUCTION</b>															
472111 *Electricians	Y	178	18.56	3	590	103						3	501	76	1
471011 First-Line Superv. of Constr. & Extraction Wkrs	Y	164	23.00												(164)
472031 *Carpenters	Y	154	14.14	2	201	20	1	18	0			3	109	9	(125)
472152 *Plumbers, Pipefitters, & Steamfitters	Y	112	16.28	3	269	10						8	328	26	(76)
472141 *Painters, Constr. & Maintenance	Y	96	13.93	1	1	0						2	0	0	(96)
514121 *Welders, Cutters, Solderers, & Brazers	Y	94	14.55	1	176	2	1	65	25	4					(67)
491011 First-Line Superv. of Mechanics, Install., & Repair.	Y	92	25.27												(92)
499042 *Maintenance & Repair Workers, Gen.	Y	78	13.81												(78)
472073 *Operating Engineers/Constr. Equip. Oper.	Y	58	14.79	1	27	0						2	30	0	(58)
119021 Constr. Managers	Y	53	34.14	2	33	7				3					(46)
173031 *Surveying & Mapping Tech.	Y	43	12.33												(43)
499021 *Heating, A.C., & Refrig. Mechanics & Install.	Y	42	15.45	2	297	34	2	40	20	2	2	108	8		20
472181 *Roofers	N	36	13.12									2	12	0	(36)
472211 *Sheet Metal Workers	Y	34	16.07	1	57	9						2	60	0	(25)
493021 *Automotive Body & Related Repair.	N	29	17.05	2	70	4						1	0	0	(25)
173011 *Architectural & Civil Drafters	Y	28	16.90	3	73	7	2	11	0	4					(21)
173023 *Electrical & Electronic Engineering Tech.	Y	27	22.21	4	91	6						2	1	3	(18)
472081 *Drywall & Ceiling Tile Install.	N	27	14.84												(27)
472044 *Tile & Marble Setters	Y	25	14.39									1	0	0	(25)
499052 *Telecomm. Line Install. & Repair.	Y	24	19.04												(24)
<b>CRITICAL NEED</b>															
399011 *Child Care Workers	N	290	7.17	4	19	1	2	68	40						(249)
<b>EDUCATION</b>															
259041 *Teacher Assistants	Y	149	11.73												(149)
<b>HEALTH SCIENCES</b>															
291111 Registered Nurses	Y	488	23.25	3	3130	362				2					(126)
311012 *Nursing Aides, Orderlies, & Attendants	Y	186	9.96	2	222	3	2	101	157	9					(26)
319092 *Medical Assistants	Y	171	11.92	1	36	10	1	45	11	14					(150)
292061 *Licensed Practical & Licensed Vocational Nurses	Y	123	16.68	1	254	85	1	123	57	2					19
119111 Medical & Health Services Managers	Y	68	33.12												(68)
319091 *Dental Assistants	Y	60	12.61	1	48	13				3					(47)
292034 Radiologic Technologists & Tech.	Y	56	17.37	4	452	29				2					(27)
436013 *Medical Secretaries	N	49	12.38	1	5	0	1	33	5	1	1	0	0		(44)
292041 *Emergency Medical Tech. & Paramedics	Y	40	11.69	3	196	118	2	82	72	2					150

A-25

**\*\* Does not include completions from private providers of workforce training, and public and private four-year institutions \*\***

**Table 2h -- Targeted Occupations in Workforce Region 8 (Baker, Clay, Duval, Nassau, Putnam, St. Johns)**

OCCUPATION	EFI	Openings	Mean Wage	Comm. Coll.			District			Private	Apprenticeship			Openings Minus Total Comp.
				Pgr	Enr	Comp	Pgr	Enr	Comp	Pgr	Pgr	Enr	Comp	
292021 Dental Hygienists	Y	38	25.04	2	173	34								(4)
292011 Medical & Clinical Laboratory Technologists	Y	37	19.72	2	31	14								(23)
291126 Respiratory Therapists	Y	31	19.30	2	44	13								(18)
291071 Physician Assistants	Y	27	22.51											(27)
292012 <i>*Medical &amp; Clinical Laboratory Tech.</i>	Y	20	14.11	2	51	9								(11)
<b>OTHER</b>														
434051 Customer Service Representatives	N	926	12.51	2	364	308								(618)
433031 Bookkeeping, Accounting, & Auditing Clerks	N	292	12.82	4	239	13				2				(279)
533032 <i>*Truck Drivers, Heavy &amp; Tractor-Trailer</i>	Y	284	17.17							11				(284)
436011 Executive Secretaries & Administrative Asst.	N	249	15.43	3	166	13	1	38	4	5				(232)
431011 First-Line Superv. of Office & Admin. Support Wkrs	N	235	19.91	7	396	43								(192)
436014 <i>*Secretaries, Exc. Legal, Medical, &amp; Executive</i>	N	184	11.90											(184)
493023 <i>*Automotive Service Tech. &amp; Mechanics</i>	Y	174	16.49	5	234	5	2	28	27		2	60	0	(142)
151031 Computer Software Engineers, Applications	Y	128	44.02	1	6	0								(128)
333051 <i>*Police &amp; Sheriff's Patrol Officers</i>	N	105	19.53	4	397	198								93
151021 <i>*Computer Programmers</i>	Y	97	41.63	8	332	26				2				(71)
151041 Computer Support Specialists	Y	95	19.87	2	25	1	1	7	2	78				(92)
131031 Claims Adjusters, Examiners, & Investigators	Y	90	21.47	1	200	186								96
493031 <i>*Bus &amp; Truck Mechanics &amp; Diesel Engine Spec.</i>	Y	83	16.88	1	14	0	1	14	18	6				(65)
151051 Computer Systems Analysts	Y	78	31.66	2	4	0								(78)
151081 <i>*Network Systems &amp; Data Comm. Analysts</i>	Y	78	33.08	7	515	31				19				(47)
113021 <i>*Computer &amp; Information Systems Mgrs</i>	Y	75	42.95	6	258	26				4				(49)
151071 Network & Computer Systems Administrators	Y	65	26.52	4	205	34	1	27	11	15				(20)
132041 Credit Analysts	Y	61	28.18											(61)
271024 <i>*Graphic Designers</i>	Y	56	19.99	7	192	17	1	17	1	12				(38)
333012 <i>*Correctional Officers &amp; Jailers</i>	N	53	16.66	3	174	98								45
151061 Database Administrators	Y	50	27.41	4	90	11								(39)
113011 <i>*Administrative Services Managers</i>	Y	46	30.99											(46)
119141 Property, Real Estate & Community Assoc. Mgrs	Y	42	23.22											(42)
112021 Marketing Managers	Y	35	44.04	9	346	16				4				(19)
332011 <i>*Fire Fighters</i>	N	35	15.36	1	207	99	1	180	113					177
131041 <i>*Compliance Off., Exc. Safety, Agri, Constr&amp;Transp.</i>	Y	34	22.04											(34)
232011 <i>*Paralegals &amp; Legal Assistants</i>	Y	33	22.65	2	234	23				1				(10)
119051 <i>*Food Service Managers</i>	Y	32	24.67	8	309	37								5
132051 Financial Analysts	Y	31	33.38											(31)

A-26

**\*\* Does not include completions from private providers of workforce training, and public and private four-year institutions \*\***

**Table 2h -- Targeted Occupations in Workforce Region 8 (Baker, Clay, Duval, Nassau, Putnam, St. Johns)**

OCCUPATION	EFI	Openings	Mean Wage	Comm. Coll.			District			Private	Apprenticeship			Openings Minus Total Comp.
				Pgr	Enr	Comp	Pgr	Enr	Comp	Pgr	Pgr	Enr	Comp	
493042 *Mobile Heavy Equip. Mechanics, Exc. Engines	N	30	16.32											(30)
493011 *Aircraft Mechanics & Service Tech.	Y	29	18.80	3	147	75								46
532021 Air Traffic Controllers	N	26	51.31											(26)
436012 *Legal Secretaries	N	19	18.09	1	6	0								(19)

\* Denotes apprenticeable occupations

EFI= Enterprise Florida Key Sectors, Openings = Average annual openings through 2011, Mean Wage = Average hourly wage in 2004

Pgr = No. of programs in 2003-04, Enr = No. of enrollments in 2003-04, Comp = No. of program completers in 2003-04 (Private refers to non-public providers of workforce training in Florida)

Gray shaded areas indicate no program available

Source: Agency for Workforce Innovation and Florida Department of Education. Prepared by CEPRI.

**Table 2i -- Targeted Occupations in Workforce Region 9 (Alachua, Bradford)**

OCCUPATION	EFI	Openings	Mean Wage	Comm. Coll.			District			Private	Apprenticeship			Openings Minus Total Comp.	
				Pgr	Enr	Comp	Pgr	Enr	Comp	Pgr	Pgr	Enr	Comp		
<b>CONSTRUCTION</b>															
472111 *Electricians	Y	34	13.69	1	166	17						4	131	37	20
499042 *Maintenance & Repair Workers, Gen.	Y	25	12.75												(25)
514121 *Welders, Cutters, Solderers, & Brazers	Y	24	12.91	1	3	8	1	29	20						4
499021 *Heating, A.C., & Refrig. Mechanics & Install.	Y	20	15.39	1	42	23						3	5	4	7
471011 First-Line Superv. of Constr. & Extraction Wkrs	Y	18	20.37												(18)
472031 *Carpenters	Y	18	14.29	1	8	0	1	10	0			2	3	1	(17)
491011 First-Line Superv. of Mechanics, Install., & Repair.	Y	18	24.69												(18)
472152 *Plumbers, Pipefitters, & Steamfitters	Y	13	14.53	1	18	3						3	8	2	(8)
119021 Construction Managers	Y	11	23.55	1	29	23									12
472141 *Painters, Constr. & Maintenance	Y	9	12.28									1	0	0	(9)
173031 *Surveying & Mapping Tech.	Y	6	11.09												(6)
472073 *Operating Engineers/Constr. Equip. Oper.	Y	6	13.30												(6)
173011 *Architectural & Civil Drafters	Y	5	14.41												(5)
493021 *Automotive Body & Related Repair.	N	4	18.89												(4)
173023 *Electrical & Electronic Engineering Tech.	Y	3	20.38												(3)
472181 *Roofers	N	3	12.24												(3)
472211 *Sheet Metal Workers	Y	3	13.96									1	0	0	(3)
499052 *Telecomm. Line Install. & Repair.	Y	1	14.90												(1)
<b>CRITICAL NEED</b>															
399011 *Child Care Workers	N	71	8.11	1	16	1									(70)
<b>HEALTH SCIENCES</b>															
291111 Registered Nurses	Y	179	23.83	2	271	114				2					(65)
319092 *Medical Assistants	Y	45	11.10							1					(45)
311012 *Nursing Aides, Orderlies, & Attendants	Y	43	9.35	1	30	22	1	120	118	2					97
292061 *Licensed Practical & Licensed Vocational Nurses	Y	35	15.43	1	61	26									(9)
319091 *Dental Assistants	Y	23	13.56	1	44	29									6
119111 Medical & Health Services Managers	Y	15	37.41							1					(15)
292053 Psychiatric Tech.	Y	12	12.12												(12)
436013 *Medical Secretaries	N	12	9.52							1					(12)
292011 Medical & Clinical Laboratory Technologists	Y	11	21.10												(11)
291071 Physician Assistants	Y	10	31.42												(10)
291126 Respiratory Therapists	Y	9	19.42	2	52	13									4
292034 Radiologic Technologists & Tech.	Y	7	19.56	2	106	27									20
292041 *Emergency Medical Tech. & Paramedics	Y	7	10.61	2	94	89									82
292012 *Medical & Clinical Laboratory Tech.	Y	4	13.75												(4)
292021 Dental Hygienists	Y	1	20.79	2	59	24									23
<b>INFORMATION TECHNOLOGY</b>															
151051 Computer Systems Analysts	Y	21	26.67	1	7	22									1

**\*\* Does not include completions from private providers of workforce training, and public and private four-year institutions \*\***

**Table 2i -- Targeted Occupations in Workforce Region 9 (Alachua, Bradford)**

OCCUPATION	EFI	Openings	Mean Wage	Comm. Coll.			District			Private	Apprenticeship			Openings Minus Total Comp.
				Pgr	Enr	Comp	Pgr	Enr	Comp	Pgr	Pgr	Enr	Comp	
151041 Computer Support Specialists	Y	18	15.92	2	8	30				5				12
151031 Computer Software Engineers, Applications	Y	13	30.11											(13)
151071 Network & Computer Systems Administrators	Y	11	22.12	3	94	56								45
271024 *Graphic Designers	Y	11	15.21	2	55	45				1				34
151021 *Computer Programmers	Y	10	22.77	2	87	28								18
113021 *Computer & Information Systems Mgrs	Y	7	44.45	3	89	66								59
151081 *Network Systems & Data Comm. Analysts	Y	7	20.85	1	1	0								(7)
<b>OTHER</b>														
436011 Executive Secretaries & Administrative Asst.	N	65	14.81	1	0	1	1	18	1					(63)
333012 *Correctional Officers & Jailers	N	61	15.48	1	4	23								(38)
433031 Bookkeeping, Accounting, & Auditing Clerks	N	57	12.52	2	3	2	1	7	0					(55)
434051 Customer Service Representatives	N	50	10.98											(50)
431011 First-Line Superv. of Office & Admin. Support Wkrs	N	42	17.99	5	107	60								18
533032 *Truck Drivers, Heavy & Tractor-Trailer	Y	41	15.16				1	55	47					6
493023 *Automotive Service Tech. & Mechanics	Y	40	14.79	2	38	28					1	0	0	(12)
333051 *Police & Sheriff's Patrol Officers	N	30	18.32	1	8	43								13
254031 Library Tech.	N	23	10.72											(23)
131031 Claims Adjusters, Examiners, & Investigators	Y	22	24.47											(22)
119141 Property, Real Estate & Community Assoc. Mgrs	Y	16	18.66											(16)
499041 *Industrial Machinery Mechanics	Y	15	14.09								2	0	0	(15)
211023 Mental Health & Substance Abuse Social Wkrs	Y	11	14.90							1				(11)
113011 *Administrative Services Managers	Y	7	30.10											(7)
119051 *Food Service Managers	Y	7	22.87											(7)
232011 *Paralegals & Legal Assistants	Y	7	16.94	2	66	8				1				1
332011 *Fire Fighters	N	7	17.86											(7)
436012 *Legal Secretaries	N	7	15.52											(7)
112021 Marketing Managers	Y	5	35.40	2	81	23				1				18
493031 *Bus & Truck Mechanics & Diesel Engine Spec.	Y	5	15.86				1	3	0					(5)
493011 *Aircraft Mechanics & Service Tech.	Y	1	18.29											(1)

A-29

\* Denotes apprenticeable occupations

EFI= Enterprise Florida Key Sectors, Openings = Average annual openings through 2011, Mean Wage = Average hourly wage in 2004

Pgr = No. of programs in 2003-04, Enr = No. of enrollments in 2003-04, Comp = No. of program completers in 2003-04 (Private refers to non-public providers of workforce training in Florida)

Gray shaded areas indicate no program available

Source: Agency for Workforce Innovation and Florida Department of Education. Prepared by CEPRI.

**\*\* Does not include completions from private providers of workforce training, and public and private four-year institutions \*\***

**Table 2j -- Targeted Occupations in Workforce Region 10 (Citrus, Levy, Marion)**

OCCUPATION	EFI	Openings	Mean Wage	Comm. Coll.			District			Private	Apprenticeship			Openings Minus Total Comp.
				Pgr	Enr	Comp	Pgr	Enr	Comp	Pgr	Pgr	Enr	Comp	
<b>CONSTRUCTION</b>														
471011 First-Line Superv. of Constr. & Extraction Wkrs	Y	44	20.76											(44)
472031 *Carpenters	Y	33	13.43				1	5	3					(30)
514121 *Welders, Cutters, Solderers, & Brazers	Y	33	14.42	1	69	0	2	25	26					(7)
493021 *Automotive Body & Related Repair.	N	30	14.24	1	36	4	1	16	12					(14)
491011 First-Line Superv. of Mechanics, Install., & Repair.	Y	27	20.88											(27)
472073 *Operating Engineers/Constr. Equip. Oper.	Y	25	12.70	1	1	0								(25)
499021 *Heating, A.C., & Refrig. Mechanics & Install.	Y	22	15.09	2	46	3	1	31	17					(2)
472111 *Electricians	Y	21	17.41				1	13	2		2	44	3	(16)
472152 *Plumbers, Pipefitters, & Steamfitters	Y	18	12.52								1	0	0	(18)
119021 Construction Managers	Y	15	25.11											(15)
472211 *Sheet Metal Workers	Y	14	11.75											(14)
499052 *Telecomm. Line Install. & Repair.	Y	14	17.71											(14)
472141 *Painters, Constr. & Maintenance	Y	13	12.09											(13)
492022 *Telecomm. Equip. Install. & Repair.	Y	13	20.10											(13)
173031 *Surveying & Mapping Tech.	Y	12	11.66											(12)
472021 *Brickmasons & Blockmasons	N	11	15.65											(11)
472181 *Roofers	N	11	13.26											(11)
472161 *Plasterers & Stucco Masons	N	10	13.40											(10)
499051 *Electrical Power-Line Install. & Repair.	Y	10	19.48								1	4	3	(7)
173023 *Electrical & Electronic Engineering Tech.	Y	4	17.91	1	5	0								(4)
173011 *Architectural & Civil Drafters	Y	3	13.13	2	101	0								(3)
<b>CRITICAL NEED</b>														
399011 *Child Care Workers	N	85	7.11											(85)
<b>EDUCATION</b>														
259041 *Teacher Assistants	Y	58	10.77											(58)
<b>HEALTH SCIENCES</b>														
291111 Registered Nurses	Y	133	21.64	2	333	73								(60)
311012 *Nursing Aides, Orderlies, & Attendants	Y	89	9.71	1	4	0	2	168	184	2				95
319092 *Medical Assistants	Y	53	10.61				1	63	21	2				(32)
292061 *Licensed Practical & Licensed Vocational Nurses	Y	52	14.95	1	141	30	1	67	26	1				4
436013 *Medical Secretaries	N	24	11.49				1	16	5					(19)
319091 *Dental Assistants	Y	13	11.53											(13)
292021 Dental Hygienists	Y	12	24.18											(12)
319094 Medical Transcriptionists	Y	10	12.46				1	3	2					(8)
292034 Radiologic Technologists & Tech.	Y	9	19.51				1	56	26					17
292041 *Emergency Medical Tech. & Paramedics	Y	9	12.59	2	155	85								76
119111 Medical & Health Services Managers	Y	8	36.27											(8)
291126 Respiratory Therapists	Y	6	19.10											(6)
292012 *Medical & Clinical Laboratory Tech.	Y	5	14.53				1	24	8					3

**\*\* Does not include completions from private providers of workforce training, and public and private four-year institutions \*\***



**Table 2j -- Targeted Occupations in Workforce Region 10 (Citrus, Levy, Marion)**

OCCUPATION	EFI	Openings	Mean Wage	Comm. Coll.			District			Private	Apprenticeship			Openings Minus Total Comp.
				Pgr	Enr	Comp	Pgr	Enr	Comp	Pgr	Pgr	Enr	Comp	
292011 Medical & Clinical Laboratory Technologists	Y	4	19.33											(4)
<b>INFORMATION TECHNOLOGY</b>														
151041 Computer Support Specialists	Y	9	14.26											(9)
151071 Network & Computer Systems Administrators	Y	7	23.75				1	9	0					(7)
271024 *Graphic Designers	Y	5	15.50				1	43	0					(5)
113021 *Computer & Information Systems Mgrs	Y	4	38.08	2	163	11								7
151051 Computer Systems Analysts	Y	4	22.67											(4)
151031 Computer Software Engineers, Applications	Y	3	29.93											(3)
151081 *Network Systems & Data Comm. Analysts	Y	3	21.09	3	184	5				1				2
151021 *Computer Programmers	Y	2	21.61											(2)
<b>OTHER</b>														
493023 *Automotive Service Tech. & Mechanics	Y	72	14.29	3	48	4	1	18	33					(35)
433031 Bookkeeping, Accounting, & Auditing Clerks	N	59	11.89	2	102	2	2	37	5					(52)
533032 *Truck Drivers, Heavy & Tractor-Trailer	Y	52	14.46	1	42	29	1	24	16					(7)
431011 First-Line Superv. of Office & Admin. Support Wkrs	N	46	18.31	3	207	11								(35)
434051 Customer Service Representatives	N	44	10.58											(44)
333012 *Correctional Officers & Jailers	N	37	15.26	1	146	126	1	143	132					221
512092 *Team Assemblers	Y	37	12.02											(37)
436011 Executive Secretaries & Administrative Asst.	N	34	15.34				1	110	5	1				(29)
333051 *Police & Sheriff's Patrol Officers	N	22	17.41	1	111	12	1	141	129					119
493031 *Bus & Truck Mechanics & Diesel Engine Spec.	Y	20	14.89				1	5	4					(16)
519041 *Extruding, Forming, & Pressing Machine Oper.	Y	15	13.12											(15)
119141 Property, Real Estate & Community Assoc. Mgrs	Y	12	25.28											(12)
332011 *Fire Fighters	N	12	13.50				1	111	78					66
119051 *Food Service Managers	Y	9	20.59	4	59	5								(4)
113011 *Administrative Services Managers	Y	8	28.03											(8)
436012 *Legal Secretaries	N	7	12.45				1	20	3					(4)
112021 Marketing Managers	Y	4	33.11	4	168	10								6
232011 *Paralegals & Legal Assistants	Y	4	14.48	2	131	10								6
131031 Claims Adjusters, Examiners, & Investigators	Y	2	21.83											(2)

\* Denotes apprenticeable occupations

EFI= Enterprise Florida Key Sectors, Openings = Average annual openings through 2011, Mean Wage = Average hourly wage in 2004

Pgr = No. of programs in 2003-04, Enr = No. of enrollments in 2003-04, Comp = No. of program completers in 2003-04 (Private refers to non-public providers of workforce training in Florida)

Gray shaded areas indicate no program available

Source: Agency for Workforce Innovation and Florida Department of Education. Prepared by CEPRI.

**\*\* Does not include completions from private providers of workforce training, and public and private four-year institutions \*\***

**Table 2k -- Targeted Occupations in Workforce Region 11 (Flagler, Volusia)**

OCCUPATION	EFI	Openings	Mean Wage	Comm. Coll.			District			Private	Apprenticeship			Openings Minus Total Comp.
				Pgr	Enr	Comp	Pgr	Enr	Comp	Pgr	Pgr	Enr	Comp	
<b>CONSTRUCTION</b>														
471011 First-Line Superv. of Constr. & Extraction Wkrs	Y	54	19.48											(54)
472111 *Electricians	Y	38	15.29	1	216	43	1	10	0		4	110	20	25
472031 *Carpenters	Y	28	11.95				1	5	0					(28)
491011 First-Line Superv. of Mechanics, Install., & Repair.	Y	24	22.28											(24)
119021 Construction Managers	Y	22	28.95	2	122	3								(19)
472152 *Plumbers, Pipefitters, & Steamfitters	Y	21	14.18	1	46	6					2	51	0	(15)
472181 *Roofers	N	21	11.67											(21)
472073 *Operating Engineers/Constr. Equip. Oper.	Y	16	12.01											(16)
472141 *Painters, Constr. & Maintenance	Y	14	10.69											(14)
173031 *Surveying & Mapping Tech.	Y	13	12.76											(13)
499021 *Heating, A.C., & Refrig. Mechanics & Install.	Y	12	13.92	1	80	12	1	6	0		1	7	0	0
514041 *Machinists	Y	11	14.58	1	30	0					1	17	1	(10)
472161 *Plasterers & Stucco Masons	N	10	15.12											(10)
472211 *Sheet Metal Workers	Y	10	12.91											(10)
514121 *Welders, Cutters, Solderers, & Brazers	Y	10	13.88	1	22	2								(8)
173011 *Architectural & Civil Drafters	Y	5	15.79	2	221	2				1				(3)
493021 *Automotive Body & Related Repair.	N	5	18.97	1	58	5								0
173023 *Electrical & Electronic Engineering Tech.	Y	4	15.61	1	109	8								4
499052 *Telecomm. Line Install. & Repair.	Y	2	19.33											(2)
<b>CRITICAL NEED</b>														
399011 *Child Care Workers	N	71	7.81	1	3	0	1	47	36		3	163	82	47
<b>EDUCATION</b>														
251194 Vocational Education Teachers, Postsecondary	Y	22	16.23											(22)
259031 Instructional Coordinators	Y	10	24.00											(10)
<b>HEALTH SCIENCES</b>														
291111 Registered Nurses	Y	168	22.05	1	458	139								(29)
311012 *Nursing Aides, Orderlies, & Attendants	Y	83	9.80	1	175	169	1	47	62	2				148
292061 *Licensed Practical & Licensed Vocational Nurses	Y	63	15.90	1	182	65								2
319092 *Medical Assistants	Y	43	11.08	1	43	12				4				(31)
319091 *Dental Assistants	Y	26	12.40	1	41	13				2				(13)
292041 *Emergency Medical Tech. & Paramedics	Y	21	11.69	2	117	85								64
436013 *Medical Secretaries	N	19	12.57				1	19	4	3				(15)
292034 Radiologic Technologists & Tech.	Y	14	18.77	1	55	10				2				(4)

A-32

**\*\* Does not include completions from private providers of workforce training, and public and private four-year institutions \*\***

**Table 2k -- Targeted Occupations in Workforce Region 11 (Flagler, Volusia)**

OCCUPATION	EFI	Openings	Mean Wage	Comm. Coll.			District			Private	Apprenticeship			Openings Minus Total Comp.
				Pgr	Enr	Comp	Pgr	Enr	Comp	Pgr	Pgr	Enr	Comp	
119111 Medical & Health Services Managers	Y	13	33.25											(13)
292011 Medical & Clinical Laboratory Technologists	Y	11	18.73											(11)
291126 Respiratory Therapists	Y	10	18.75	1	38	6								(4)
319094 Medical Transcriptionists	Y	10	13.22	1	32	12								2
292021 Dental Hygienists	Y	5	21.16	1	41	14								9
292012 <i>*Medical &amp; Clinical Laboratory Tech.</i>	Y	1	15.32											(1)
<b>INFORMATION TECHNOLOGY</b>														
151041 Computer Support Specialists	Y	20	13.23							1				(20)
151031 Computer Software Engineers, Applications	Y	12	42.88											(12)
113021 <i>*Computer &amp; Information Systems Mgrs</i>	Y	8	39.30	1	1102	10				1				2
151071 Network & Computer Systems Administrators	Y	8	24.99	2	249	24				3				16
271024 <i>*Graphic Designers</i>	Y	8	16.43	4	473	22				1				14
151081 <i>*Network Systems &amp; Data Comm. Analysts</i>	Y	7	27.33	2	354	16				2				9
151021 <i>*Computer Programmers</i>	Y	6	28.25	2	334	11				1				5
151051 Computer Systems Analysts	Y	4	25.80											(4)
<b>OTHER</b>														
433031 Bookkeeping, Accounting, & Auditing Clerks	N	87	12.55	3	601	13								(74)
434051 Customer Service Representatives	N	79	10.75				1	1	1					(78)
493023 <i>*Automotive Service Tech. &amp; Mechanics</i>	Y	74	16.36	2	140	2					1	0	0	(72)
436011 Executive Secretaries & Administrative Asst.	N	63	16.02	1	33	22	1	9	0					(41)
333051 <i>*Police &amp; Sheriff's Patrol Officers</i>	N	57	16.22	1	181	104								47
431011 First-Line Superv. of Office & Admin. Support Wkrs	N	47	17.13	3	461	30								(17)
533032 <i>*Truck Drivers, Heavy &amp; Tractor-Trailer</i>	Y	47	13.34				1	55	40					(7)
333012 <i>*Correctional Officers &amp; Jailers</i>	N	33	15.10	1	83	81								48
119141 Property, Real Estate & Community Assoc. Mgrs	Y	15	17.60											(15)
113011 <i>*Administrative Services Managers</i>	Y	14	28.11											(14)
119051 <i>*Food Service Managers</i>	Y	14	19.82	3	236	20								6
332011 <i>*Fire Fighters</i>	N	14	15.62	1	108	84	1	76	17					87
493031 <i>*Bus &amp; Truck Mechanics &amp; Diesel Engine Spec.</i>	Y	13	15.00								1	0	0	(13)
132082 Tax Preparers	Y	11	13.68											(11)
254031 Library Tech.	N	11	11.25											(11)
292081 <i>*Opticians, Dispensing</i>	Y	11	13.30											(11)
514011 <i>*Computer-Controlled Machine Tool Oper., M &amp; P</i>	Y	11	12.94											(11)
232011 <i>*Paralegals &amp; Legal Assistants</i>	Y	8	17.96	2	381	23								15

A-33

**\*\* Does not include completions from private providers of workforce training, and public and private four-year institutions \*\***

**Table 2k -- Targeted Occupations in Workforce Region 11 (Flagler, Volusia)**

OCCUPATION	EFI	Openings	Mean Wage	Comm. Coll.			District			Private	Apprenticeship			Openings Minus Total Comp.
				Pgr	Enr	Comp	Pgr	Enr	Comp	Pgr	Pgr	Enr	Comp	
436012 *Legal Secretaries	N	7	13.54											(7)
112021 Marketing Managers	Y	6	38.31	4	583	15				1				9
493011 *Aircraft Mechanics & Service Tech.	Y	4	16.57											(4)
131031 Claims Adjusters, Examiners, & Investigators	Y	1	22.04											(1)

\* Denotes apprenticeable occupations

EFI= Enterprise Florida Key Sectors, Openings = Average annual openings through 2011, Mean Wage = Average hourly wage in 2004

Pgr = No. of programs in 2003-04, Enr = No. of enrollments in 2003-04, Comp = No. of program completers in 2003-04 (Private refers to non-public providers of workforce training in Florida)

Gray shaded areas indicate no program available

Source: Agency for Workforce Innovation and Florida Department of Education. Prepared by CEPRI.

**Table 2I -- Targeted Occupations in Workforce Region 12 (Orange, Osceola, Seminole, Lake, Sumter)**

OCCUPATION	EFI	Open-ings	Mean Wage	Comm. Coll.			District			Private	Apprenticeship			Openings Minus Total Comp.
				Pgr	Enr	Comp	Pgr	Enr	Comp	Pgr	Pgr	Enr	Comp	
<b>CONSTRUCTION</b>														
499042 *Maintenance & Repair Workers, Gen.	Y	283	12.95	1	6	0	1	49	4		5	110	47	(232)
471011 First-Line Superv. of Constr. & Extraction Wkrs	Y	279	22.41											(279)
472111 *Electricians	Y	277	16.57	1	179	4	3	118	27		5	519	133	(113)
491011 First-Line Superv. of Mechanics, Install., & Repair.	Y	211	23.20											(211)
472031 *Carpenters	Y	208	15.97				1	17	4		3	37	6	(198)
499021 *Heating, A.C., & Refrig. Mechanics & Install.	Y	168	14.97	1	25	0	2	194	44		3	106	23	(101)
472141 *Painters, Constr. & Maintenance	Y	156	14.89								1	111	11	(145)
514121 *Welders, Cutters, Solderers, & Brazers	Y	153	14.58	1	2	0	2	123	67					(86)
472152 *Plumbers, Pipefitters, & Steamfitters	Y	144	16.65	2	178	9	1	4	4		5	146	27	(104)
119021 Construction Managers	Y	140	34.23	1	208	18								(122)
173023 *Electrical & Electronic Engineering Tech.	Y	126	20.14	3	236	18				1				(108)
499052 *Telecomm. Line Install. & Repair.	Y	80	16.55											(80)
472073 *Operating Engineers/Constr. Equip. Oper.	Y	79	14.79								2	23	11	(68)
472211 *Sheet Metal Workers	Y	75	15.42	1	93	0					3	95	9	(66)
173011 *Architectural & Civil Drafters	Y	63	22.03	5	265	41	2	95	32	5				10
514041 *Machinists	Y	50	15.07				1	15	1					(49)
173031 *Surveying & Mapping Tech.	Y	49	14.13											(49)
493021 *Automotive Body & Related Repair.	N	40	16.18				2	110	36					(4)
472181 *Roofers	N	38	13.37											(38)
472161 *Plasterers & Stucco Masons	N	37	12.99								1	1	0	(37)
492094 *Electronics Repair., Commercial & Industrial Equip.	Y	35	16.17	1	34	10								(25)
472021 *Brickmasons & Blockmasons	N	31	17.97								2	27	2	(29)
472121 *Glaziers	N	30	13.06								1	20	3	(27)
173022 Civil Engineering Tech.	Y	28	18.28	2	81	3								(25)
472081 *Drywall & Ceiling Tile Install.	N	28	14.74								1	17	2	(26)
492022 *Telecomm. Equip. Install. & Repair.	Y	28	20.07								1	3	1	(27)
472221 *Structural Iron & Steel Workers	N	27	22.40								1	71	16	(11)
474011 *Construction & Building Inspectors	Y	26	19.50											(26)
<b>CRITICAL NEED</b>														
399011 *Child Care Workers	N	367	7.60								3	100	53	(314)
<b>EDUCATION</b>														
251194 Vocational Education Teachers, Postsecondary	Y	59	19.28							3				(59)
259031 Instructional Coordinators	Y	25	22.76											(25)
<b>HEALTH SCIENCES</b>														
291111 Registered Nurses	Y	694	22.57	3	3732	336								(358)
311012 *Nursing Aides, Orderlies, & Attendants	Y	348	9.50	1	114	35	4	475	603	31				290
292061 *Licensed Practical & Licensed Vocational Nurses	Y	281	15.63	1	419	42	3	387	108	1				(131)
319092 *Medical Assistants	Y	266	11.75	1	86	5	2	177	34	25				(227)

**\*\* Does not include completions from private providers of workforce training, and public and private four-year institutions \*\***

**Table 2I -- Targeted Occupations in Workforce Region 12 (Orange, Osceola, Seminole, Lake, Sumter)**

OCCUPATION	EFI	Open-ings	Mean Wage	Comm. Coll.			District			Private	Apprenticeship			Openings Minus Total Comp.
				Pgr	Enr	Comp	Pgr	Enr	Comp	Pgr	Pgr	Enr	Comp	
436013 <i>*Medical Secretaries</i>	N	128	10.93				3	116	5	13				(123)
119111 Medical & Health Services Managers	Y	88	40.95	1	0	5				1				(83)
292071 <i>*Medical Records &amp; Health Information Tech.</i>	Y	84	12.57	5	241	32	1	42	26	8				(26)
292021 Dental Hygienists	Y	66	55.73	1	180	24								(42)
319091 <i>*Dental Assistants</i>	Y	65	13.28				1	44	28	8				(37)
292012 <i>*Medical &amp; Clinical Laboratory Tech.</i>	Y	58	12.25											(58)
292011 Medical & Clinical Laboratory Technologists	Y	50	20.18											(50)
292034 Radiologic Technologists & Tech.	Y	47	18.15	1	217	19	1	40	22	7				(6)
291126 Respiratory Therapists	Y	40	18.20	2	88	29								(11)
292041 <i>*Emergency Medical Tech. &amp; Paramedics</i>	Y	38	12.17	4	361	605	3	243	161	3				728
319094 Medical Transcriptionists	Y	38	13.37	3	126	14	1	32	12	3				(12)
292055 <i>*Surgical Technologists</i>	Y	26	13.87				1	27	12	8				(14)
<b>INFORMATION TECHNOLOGY</b>														
151041 Computer Support Specialists	Y	230	15.19	2	9	62	2	91	7	78				(161)
151031 Computer Software Engineers, Applications	Y	186	33.44											(186)
151051 Computer Systems Analysts	Y	127	30.72	2	6	42								(85)
151021 <i>*Computer Programmers</i>	Y	126	32.46	6	647	212	3	114	3					89
151071 Network & Computer Systems Administrators	Y	99	27.21	3	117	39	2	161	54	14				(6)
113021 <i>*Computer &amp; Information Systems Mgrs</i>	Y	96	40.91	3	325	32				3				(64)
151081 <i>*Network Systems &amp; Data Comm. Analysts</i>	Y	73	27.90	5	804	101				15				28
271024 <i>*Graphic Designers</i>	Y	68	18.98	8	839	141	2	87	16	10				89
492011 <i>*Computer, ATM, &amp; Office Machine Repair.</i>	Y	45	16.15				2	126	88					43
151061 Database Administrators	Y	29	28.16	3	62	42								13
<b>OTHER</b>														
434051 Customer Service Representatives	N	727	12.47	1	2	0	1	16	0					(727)
433031 Bookkeeping, Accounting, & Auditing Clerks	N	630	12.96	4	325	76	3	151	36	3				(518)
436011 Executive Secretaries & Administrative Asst.	N	456	15.70	4	13	201	3	165	34	3				(221)
533032 <i>*Truck Drivers, Heavy &amp; Tractor-Trailer</i>	Y	455	16.53				1	70	59	11				(396)
436014 <i>*Secretaries, Exc. Legal, Medical, &amp; Executive</i>	N	373	13.03											(373)
431011 First-Line Superv. of Office & Admin. Support Wkrs	N	368	19.64	8	461	888								520
493023 <i>*Automotive Service Tech. &amp; Mechanics</i>	Y	302	15.93	3	126	16	4	292	342	2				56
351012 First-Line Superv. of Food Prep & Serving Wkrs	Y	267	14.04											(267)
332011 <i>*Fire Fighters</i>	N	220	12.32	1	118	130	2	291	204					114
333051 <i>*Police &amp; Sheriff's Patrol Officers</i>	N	169	19.70	7	489	324	4	189	93					248
333012 <i>*Correctional Officers &amp; Jailers</i>	N	167	16.47	3	289	191	1	96	69					93
232011 <i>*Paralegals &amp; Legal Assistants</i>	Y	103	22.02	3	523	38				6				(65)
119051 <i>*Food Service Managers</i>	Y	100	26.96	6	509	49				1				(51)
493031 <i>*Bus &amp; Truck Mechanics &amp; Diesel Engine Spec.</i>	Y	85	15.48				2	48	71					(14)
113011 <i>*Administrative Services Managers</i>	Y	72	31.81											(72)

**\*\* Does not include completions from private providers of workforce training, and public and private four-year institutions \*\***

**Table 2I -- Targeted Occupations in Workforce Region 12 (Orange, Osceola, Seminole, Lake, Sumter)**

OCCUPATION	EFI	Open-ings	Mean Wage	Comm. Coll.			District			Private	Apprenticeship			Openings Minus Total Comp.
				Pgr	Enr	Comp	Pgr	Enr	Comp	Pgr	Pgr	Enr	Comp	
119141 Property, Real Estate & Community Assoc. Mgrs	Y	65	26.96											(65)
436012 <i>*Legal Secretaries</i>	N	64	16.34				3	92	16					(48)
396031 Flight Attendants	N	63	20.95											(63)
112021 Marketing Managers	Y	61	42.04	7	1149	211				11				150
131031 Claims Adjusters, Examiners, & Investigators	Y	57	25.93											(57)
499043 <i>*Maintenance Workers, Machinery</i>	Y	57	17.19											(57)
518031 <i>*Water &amp; Liquid Waste Treatment Plant Oper.</i>	N	56	16.47											(56)
272041 Music Directors & Composers	N	53	17.38											(53)
351011 <i>*Chefs &amp; Head Cooks</i>	Y	53	16.83	1	10	8								(45)
493011 <i>*Aircraft Mechanics &amp; Service Tech.</i>	Y	52	19.90											(52)
132051 Financial Analysts	Y	45	28.24											(45)
512031 <i>Engine &amp; Other Machine Assemblers</i>	Y	45	13.22											(45)
113071 Transportation, Storage, & Distribution Mgrs	Y	41	35.93				1	48	156	1				115
532011 Airline Pilots, Copilots, & Flight Engineers	Y	40	48.60											(40)
493042 <i>*Mobile Heavy Equip. Mechanics, Exc. Engines</i>	N	38	15.62											(38)
274021 Photographers	Y	37	12.22				1	46	22					(15)
274011 <i>Audio &amp; Video Equip. Tech.</i>	Y	35	18.14							2				(35)
112011 Advertising & Promotions Managers	Y	33	35.16											(33)
499041 <i>*Industrial Machinery Mechanics</i>	Y	33	16.59											(33)
514034 <i>Lathe &amp; Turning Machine Tool Setters &amp; Oper.; M&amp;P</i>	N	33	13.53											(33)
192041 <i>*Environmental Scientists &amp; Spec., Inc. Health</i>	Y	32	21.53											(32)
131041 <i>*Compliance Off., Exc. Safety, Agri, Constr &amp; Transp.</i>	Y	31	22.05											(31)
112031 Public Relations Managers	Y	27	37.29											(27)
132052 Personal Financial Advisors	Y	27	30.38											(27)
292081 <i>*Opticians, Dispensing</i>	Y	26	18.81											(26)
537032 <i>*Excavating &amp; Loading Machine &amp; Dragline Oper.</i>	N	26	13.37											(26)

\* Denotes apprenticeable occupations

EFI= Enterprise Florida Key Sectors, Openings = Average annual openings through 2011, Mean Wage = Average hourly wage in 2004

Pgr = No. of programs in 2003-04, Enr = No. of enrollments in 2003-04, Comp = No. of program completers in 2003-04 (Private refers to non-public providers of workforce training in Florida)

Gray shaded areas indicate no program available

Source: Agency for Workforce Innovation and Florida Department of Education. Prepared by CEPRI.

**\*\* Does not include completions from private providers of workforce training, and public and private four-year institutions \*\***

**Table 2m -- Targeted Occupations in Workforce Region 13 ( Brevard)**

OCCUPATION	EFI	Open-ings	Mean Wage	Comm. Coll.			District			Private	Apprenticeship			Openings Minus Total Comp.
				Pgr	Enr	Comp	Pgr	Enr	Comp	Pgr	Pgr	Enr	Comp	
<b>CONSTRUCTION</b>														
173023 *Electrical & Electronic Engineering Tech.	Y	105	20.84	2	157	18								(87)
472111 *Electricians	Y	84	17.68	1	229	15					2	90	17	(52)
499042 *Maintenance & Repair Workers, Gen.	Y	59	13.16								2	9	0	(59)
491011 First-Line Superv. of Mechanics, Install., & Repair.	Y	55	23.74											(55)
471011 First-Line Superv. of Constr. & Extraction Wkrs	Y	49	21.50											(49)
472031 *Carpenters	Y	46	14.52	1	20	0					1	3	0	(46)
472152 *Plumbers, Pipefitters, & Steamfitters	Y	41	15.08	1	40	2					1	15	2	(37)
514121 *Welders, Cutters, Solderers, & Brazers	Y	40	14.01	1	85	2					1	0	0	(38)
173011 *Architectural & Civil Drafters	Y	27	16.26	4	151	32				1				5
472073 *Operating Engineers/Constr. Equip. Oper.	Y	25	15.05											(25)
499021 *Heating, A.C., & Refrig. Mechanics & Install.	Y	25	15.69	1	140	19					1	56	16	10
472141 *Painters, Constr. & Maintenance	Y	24	12.31											(24)
472181 *Roofers	N	18	12.47								1	0	0	(18)
472211 *Sheet Metal Workers	Y	17	14.68	1	21	1					2	20	1	(15)
119021 Construction Managers	Y	15	38.91	1	1	0								(15)
474011 *Construction & Building Inspectors	Y	15	19.37											(15)
514041 *Machinists	Y	14	15.82	1	31	4					1	24	4	(6)
499052 *Telecomm. Line Install. & Repair.	Y	13	14.45								1	24	20	7
472081 *Drywall & Ceiling Tile Install.	N	12	13.16								1	2	1	(11)
492094 *Electronics Repair., Commercial & Industrial Equip.	Y	12	19.21											(12)
493021 *Automotive Body & Related Repair.	N	12	17.19											(12)
472221 *Structural Iron & Steel Workers	N	11	20.12											(11)
517011 *Cabinetmakers & Bench Carpenters	N	11	12.87											(11)
173031 *Surveying & Mapping Tech.	Y	5	13.34	1	25	7					1	8	7	9
<b>CRITICAL NEED</b>														
399011 *Child Care Workers	N	144	7.15	1	32	4								(140)
<b>HEALTH SCIENCES</b>														
291111 Registered Nurses	Y	156	21.38	2	163	62				1				(94)
311012 *Nursing Aides, Orderlies, & Attendants	Y	79	9.35	1	59	1				8				(78)
319092 *Medical Assistants	Y	65	9.98	1	95	29				3				(36)
292061 *Licensed Practical & Licensed Vocational Nurses	Y	54	16.83	1	77	33				1				(21)
436013 *Medical Secretaries	N	52	10.45	1	86	6								(46)
319091 *Dental Assistants	Y	16	11.53	1	58	13								(3)
319094 Medical Transcriptionists	Y	16	13.67							1				(16)
119111 Medical & Health Services Managers	Y	13	36.85											(13)
292034 Radiologic Technologists & Tech.	Y	12	21.73	2	68	31				1				19
311013 Psychiatric Aides	Y	12	12.53											(12)
292011 Medical & Clinical Laboratory Technologists	Y	11	24.25											(11)

**\*\* Does not include completions from private providers of workforce training, and public and private four-year institutions \*\***



**Table 2m -- Targeted Occupations in Workforce Region 13 ( Brevard)**

OCCUPATION	EFI	Openings	Mean Wage	Comm. Coll.			District			Private	Apprenticeship			Openings Minus Total Comp.
				Pgr	Enr	Comp	Pgr	Enr	Comp	Pgr	Pgr	Enr	Comp	
291126 Respiratory Therapists	Y	10	20.16											(10)
292021 Dental Hygienists	Y	10	21.74	2	26	11								1
292041 *Emergency Medical Tech. & Paramedics	Y	10	12.51	2	198	120				4				110
292012 *Medical & Clinical Laboratory Tech.	Y	9	14.86	2	32	4								(5)
<b>INFORMATION TECHNOLOGY</b>														
151031 Computer Software Engineers, Applications	Y	36	36.81											(36)
151041 Computer Support Specialists	Y	36	20.60											(36)
151071 Network & Computer Systems Administrators	Y	26	26.54	3	169	77				9				51
151021 *Computer Programmers	Y	19	29.12	3	207	13				3				(6)
151051 Computer Systems Analysts	Y	16	26.62											(16)
113021 *Computer & Information Systems Mgrs	Y	15	42.07	2	365	34				1				19
492011 *Computer, ATM, & Office Machine Repair.	Y	11	15.04											(11)
151081 *Network Systems & Data Comm. Analysts	Y	7	28.38	3	143	13				6				6
271024 *Graphic Designers	Y	6	15.90	6	215	14								8
<b>OTHER</b>														
436011 Executive Secretaries & Administrative Asst.	N	98	19.94											(98)
333012 *Correctional Officers & Jailers	N	94	16.38	1	68	84								(10)
434051 Customer Service Representatives	N	83	11.78	1	2	0								(83)
433031 Bookkeeping, Accounting, & Auditing Clerks	N	76	11.92	2	56	6				1				(70)
493023 *Automotive Service Tech. & Mechanics	Y	68	14.19	1	75	3								(65)
333051 *Police & Sheriff's Patrol Officers	N	64	17.40	2	102	136								72
431011 First-Line Superv. of Office & Admin. Support Wkrs	N	61	18.60	3	164	17								(44)
533032 *Truck Drivers, Heavy & Tractor-Trailer	Y	43	13.98							2				(43)
332021 *Fire Inspectors & Investigators	N	33	19.57	2	89	8								(25)
332011 *Fire Fighters	N	23	14.42	1	64	0								(23)
194091 *Environmental Science Tech., Inc. Health	Y	22	16.69	1	0	1								(21)
499043 *Maintenance Workers, Machinery	Y	22	15.77											(22)
493031 *Bus & Truck Mechanics & Diesel Engine Spec.	Y	20	20.52											(20)
518013 *Power Plant Oper.	N	20	25.59											(20)
113011 *Administrative Services Managers	Y	18	32.11											(18)
518031 *Water & Liquid Waste Treatment Plant Oper.	N	16	16.17											(16)
119051 *Food Service Managers	Y	15	22.17	3	140	15								0
192041 *Environmental Scientists & Spec., Inc. Health	Y	15	18.37											(15)
493011 *Aircraft Mechanics & Service Tech.	Y	14	21.84											(14)
112021 Marketing Managers	Y	13	39.16	3	321	18				2				5
331021 *First-Line Superv. of Fire Fighting & Prevention Wkrs	N	11	24.67											(11)
272041 Music Directors & Composers	N	10	16.70											(10)
436012 *Legal Secretaries	N	6	14.57											(6)
119141 Property, Real Estate & Community Assoc. Mgrs	Y	5	21.34											(5)

**\*\* Does not include completions from private providers of workforce training, and public and private four-year institutions \*\***

**Table 2m -- Targeted Occupations in Workforce Region 13 ( Brevard)**

OCCUPATION	EFI	Open-ings	Mean Wage	Comm. Coll.			District			Private	Apprenticeship			Openings Minus Total Comp.
				Pgr	Enr	Comp	Pgr	Enr	Comp	Pgr	Pgr	Enr	Comp	
131031 Claims Adjusters, Examiners, & Investigators	Y	4	23.66											(4)
232011 *Paralegals & Legal Assistants	Y	2	19.00	2	168	24								22

\* Denotes apprenticeable occupations

EFI= Enterprise Florida Key Sectors, Openings = Average annual openings through 2011, Mean Wage = Average hourly wage in 2004

Pgr = No. of programs in 2003-04, Enr = No. of enrollments in 2003-04, Comp = No. of program completers in 2003-04 (Private refers to non-public providers of workforce training in Florida)

Gray shaded areas indicate no program available

Source: Agency for Workforce Innovation and Florida Department of Education. Prepared by CEPRI.

**Table 2n -- Targeted Occupations in Workforce Region 14 (Pinellas)**

OCCUPATION	EFI	Openings	Mean Wage	Comm. Coll.			District			Private	Apprenticeship			Openings Minus Total Comp.
				Pgr	Enr	Comp	Pgr	Enr	Comp	Pgr	Pgr	Enr	Comp	
<b>CONSTRUCTION</b>														
472031 *Carpenters	Y	134	14.42				1	57	27					(107)
472111 *Electricians	Y	132	15.68				1	23	25		4	249	29	(78)
514121 *Welders, Cutters, Solderers, & Brazers	Y	126	12.81				1	77	53					(73)
471011 First-Line Superv. of Constr. & Extraction Wkrs	Y	105	21.89											(105)
491011 First-Line Superv. of Mechanics, Install., & Repair.	Y	71	23.78											(71)
499021 *Heating, A.C., & Refrig. Mechanics & Install.	Y	60	16.74				1	82	21		1	20	0	(39)
472152 *Plumbers, Pipefitters, & Steamfitters	Y	55	16.13				1	32	26		7	119	26	(3)
472141 *Painters, Constr. & Maintenance	Y	47	12.55											(47)
499052 *Telecomm. Line Install. & Repair.	Y	45	15.13											(45)
119021 Construction Managers	Y	41	43.89	1	1	0								(41)
472181 *Roofers	N	41	13.91											(41)
472073 *Operating Engineers/Constr. Equip. Oper.	Y	39	14.25											(39)
514041 *Machinists	Y	39	14.24				1	64	5		1	3	0	(34)
173011 *Architectural & Civil Drafters	Y	27	18.58	6	176	21	2	46	17					11
493021 *Automotive Body & Related Repair.	N	27	17.09				1	27	8		1	16	5	(14)
472081 *Drywall & Ceiling Tile Install.	N	25	13.32											(25)
173023 *Electrical & Electronic Engineering Tech.	Y	22	19.47	2	88	4								(18)
173031 *Surveying & Mapping Tech.	Y	22	15.53											(22)
472211 *Sheet Metal Workers	Y	22	13.27											(22)
<b>CRITICAL NEED</b>														
399011 *Child Care Workers	N	139	7.61	1	1	0	2	285	237		2	198	50	148
<b>EDUCATION</b>														
259041 *Teacher Assistants	Y	90	10.52											(90)
<b>HEALTH SCIENCES</b>														
291111 Registered Nurses	Y	868	23.74	3	1102	209								(659)
311012 *Nursing Aides, Orderlies, & Attendants	Y	241	10.17				1	548	179	8				(62)
292061 *Licensed Practical & Licensed Vocational Nurses	Y	181	15.96				1	462	185					4
319092 *Medical Assistants	Y	148	11.40				1	64	17	8				(131)
119111 Medical & Health Services Managers	Y	84	37.63	1	1	0								(84)
436013 *Medical Secretaries	N	71	12.82							4				(71)
319091 *Dental Assistants	Y	64	12.23				1	26	3	2				(61)
292034 Radiologic Technologists & Tech.	Y	62	18.89	2	136	15				2				(47)
292012 *Medical & Clinical Laboratory Tech.	Y	34	14.47	2	59	7				1				(27)
292041 *Emergency Medical Tech. & Paramedics	Y	33	14.35	3	429	107								74

A-41

**\*\* Does not include completions from private providers of workforce training, and public and private four-year institutions \*\***

**Table 2n -- Targeted Occupations in Workforce Region 14 (Pinellas)**

OCCUPATION	EFI	Openings	Mean Wage	Comm. Coll.			District			Private	Apprenticeship			Openings Minus Total Comp.
				Pgr	Enr	Comp	Pgr	Enr	Comp	Pgr	Pgr	Enr	Comp	
292011 Medical & Clinical Laboratory Technologists	Y	31	20.58											(31)
292021 Dental Hygienists	Y	29	25.16	2	134	33								4
291126 Respiratory Therapists	Y	28	19.61	2	72	11								(17)
<b>INFORMATION TECHNOLOGY</b>														
151031 Computer Software Engineers, Applications	Y	88	36.79											(88)
151041 Computer Support Specialists	Y	70	19.54	3	215	112	1	132	29	115				71
151021 *Computer Programmers	Y	54	29.33	4	657	111								57
113021 *Computer & Information Systems Mgrs	Y	52	45.29	4	285	45				2				(7)
151051 Computer Systems Analysts	Y	51	29.98	1	475	117								66
151071 Network & Computer Systems Administrators	Y	38	28.35	7	430	97	1	36	16	5				75
151081 *Network Systems & Data Comm. Analysts	Y	31	27.79	3	191	12				7				(19)
151061 Database Administrators	Y	25	27.98	6	152	46								21
271024 *Graphic Designers	Y	19	16.49	6	292	19	1	51	19	3				19
<b>OTHER</b>														
434051 Customer Service Representatives	N	504	13.50				1	54	10					(494)
433031 Bookkeeping, Accounting, & Auditing Clerks	N	259	13.13	3	263	25	1	43	13	1				(221)
436011 Executive Secretaries & Administrative Asst.	N	252	15.91				1	15	0	3				(252)
436014 *Secretaries, Exc. Legal, Medical, & Executive	N	182	11.75											(182)
431011 First-Line Superv. of Office & Admin. Support Wkrs	N	179	20.22	2	4	0								(179)
493023 *Automotive Service Tech. & Mechanics	Y	139	16.51	2	9	0	2	149	339		6	71	10	210
533032 *Truck Drivers, Heavy & Tractor-Trailer	Y	124	14.39				1	72	56					(68)
351012 First-Line Superv. of Food Prep & Serving Wkrs	Y	82	13.55											(82)
333051 *Police & Sheriff's Patrol Officers	N	81	21.82											(81)
232011 *Paralegals & Legal Assistants	Y	42	18.13	2	267	19				2				(23)
292081 *Opticians, Dispensing	Y	39	15.55											(39)
113011 *Administrative Services Managers	Y	38	31.72											(38)
132051 Financial Analysts	Y	37	33.23											(37)
132052 Personal Financial Advisors	Y	37	53.99											(37)
112021 Marketing Managers	Y	35	43.51	4	173	6				3				(29)
333012 *Correctional Officers & Jailers	N	35	18.16											(35)
119051 *Food Service Managers	Y	28	19.15	3	142	12	1	11	0					(16)
119141 Property, Real Estate & Community Assoc. Mgrs	Y	28	19.91											(28)
514011 *Computer-Controlled Machine Tool Oper., M & P	Y	28	14.28	1	16	0					1	23	3	(25)
436012 *Legal Secretaries	N	27	16.43											(27)
131031 Claims Adjusters, Examiners, & Investigators	Y	26	23.34											(26)

**\*\* Does not include completions from private providers of workforce training, and public and private four-year institutions \*\***

**Table 2n -- Targeted Occupations in Workforce Region 14 (Pinellas)**

OCCUPATION	EFI	Openings	Mean Wage	Comm. Coll.			District			Private	Apprenticeship			Openings Minus Total Comp.
				Pgr	Enr	Comp	Pgr	Enr	Comp	Pgr	Pgr	Enr	Comp	
<i>332011 *Fire Fighters</i>	N	26	17.48	1	58	56					1	36	13	43
<i>519082 *Medical Appliance Tech.</i>	Y	26	13.06											(26)
<i>493031 *Bus &amp; Truck Mechanics &amp; Diesel Engine Spec.</i>	Y	21	16.16				1	14	18					(3)
<i>493011 *Aircraft Mechanics &amp; Service Tech.</i>	Y	7	23.61							1				(7)

\* Denotes apprenticeable occupations

EFI= Enterprise Florida Key Sectors, Openings = Average annual openings through 2011, Mean Wage = Average hourly wage in 2004

Pgr = No. of programs in 2003-04, Enr = No. of enrollments in 2003-04, Comp = No. of program completers in 2003-04 (Private refers to non-public providers of workforce training in Florida)

Gray shaded areas indicate no program available

Source: Agency for Workforce Innovation and Florida Department of Education. Prepared by CEPRI.

**Table 2o -- Targeted Occupations in Workforce Region 15 (Hillsborough)**

OCCUPATION	EFI	Open-ings	Mean Wage	Comm. Coll.			District			Private	Apprenticeship			Openings Minus Total Comp.
				Pgr	Enr	Comp	Pgr	Enr	Comp	Pgr	Pgr	Enr	Comp	
<b>CONSTRUCTION</b>														
472031 *Carpenters	Y	173	14.42	1	10	4	1	12	4		2	29	12	(153)
472111 *Electricians	Y	170	15.68	1	401	54	1	120	32		3	209	52	(32)
514121 *Welders, Cutters, Solderers, & Brazers	Y	155	12.81				1	51	69					(86)
471011 First-Line Superv. of Constr. & Extraction Wkrs	Y	153	21.89											(153)
491011 First-Line Superv. of Mechanics, Install., & Repair.	Y	101	23.78											(101)
472141 *Painters, Constr. & Maintenance	Y	85	12.55								1	3	0	(85)
499021 *Heating, A.C., & Refrig. Mechanics & Install.	Y	76	16.74	1	15	5	2	251	79		3	104	26	34
499052 *Telecomm. Line Install. & Repair.	Y	68	15.13								1	18	0	(68)
173011 *Architectural & Civil Drafters	Y	67	18.58	4	175	13	1	103	90	5				36
472152 *Plumbers, Pipefitters, & Steamfitters	Y	65	16.13	2	156	4	1	54	0		2	54	9	(52)
472073 *Operating Engineers/Constr. Equip. Oper.	Y	59	14.25				1	43	0		1	12	0	(59)
119021 Construction Managers	Y	57	43.89											(57)
472181 *Roofers	N	53	13.91											(53)
173031 *Surveying & Mapping Tech.	Y	49	15.53											(49)
514041 *Machinists	Y	37	14.24											(37)
472081 *Drywall & Ceiling Tile Install.	N	35	13.32											(35)
493021 *Automotive Body & Related Repair.	N	33	17.09	1	48	19	1	49	0					(14)
499051 *Electrical Power-Line Install. & Repair.	Y	31	21.18											(31)
472021 *Brickmasons & Blockmasons	N	29	14.77								2	55	13	(16)
173023 *Electrical & Electronic Engineering Tech.	Y	27	19.47	3	115	3								(24)
472051 *Cement Masons & Concrete Finishers	N	27	13.33											(27)
472211 *Sheet Metal Workers	Y	26	13.27	1	38	6					2	53	10	(10)
<b>CRITICAL NEED</b>														
399011 *Child Care Workers	N	197	7.61				1	374	307		1	84	66	176
<b>EDUCATION</b>														
259041 *Teacher Assistants	Y	178	10.52				1	211	0					(178)
<b>HEALTH SCIENCES</b>														
291111 Registered Nurses	Y	1064	23.74	1	786	231				1				(833)
319092 *Medical Assistants	Y	180	11.40				1	78	22	11				(158)
311012 *Nursing Aides, Orderlies, & Attendants	Y	176	10.17				2	1702	852	6				676
292061 *Licensed Practical & Licensed Vocational Nurses	Y	159	15.96				1	439	134					(25)
119111 Medical & Health Services Managers	Y	99	37.63	3	12	0				2				(99)
436013 *Medical Secretaries	N	83	12.82				1	36	2	3				(81)
292034 Radiologic Technologists & Tech.	Y	71	18.89	1	79	15				2				(56)

A-44

**\*\* Does not include completions from private providers of workforce training, and public and private four-year institutions \*\***

**Table 2o -- Targeted Occupations in Workforce Region 15 (Hillsborough)**

OCCUPATION	EFI	Openings	Mean Wage	Comm. Coll.			District			Private	Apprenticeship			Openings Minus Total Comp.
				Pgr	Enr	Comp	Pgr	Enr	Comp	Pgr	Pgr	Enr	Comp	
292071 *Medical Records & Health Information Tech.	Y	61	11.75	1	71	2	1	45	19	6				(40)
292011 Medical & Clinical Laboratory Technologists	Y	53	20.58											(53)
319091 *Dental Assistants	Y	52	12.23	1	28	9	1	56	13	3				(30)
292012 *Medical & Clinical Laboratory Tech.	Y	51	14.47				1	65	9					(42)
291126 Respiratory Therapists	Y	28	19.61	2	77	11								(17)
292041 *Emergency Medical Tech. & Paramedics	Y	28	14.35	2	777	311	1	202	145					428
292021 Dental Hygienists	Y	27	25.16	1	19	0								(27)
<b>INFORMATION TECHNOLOGY</b>														
151031 Computer Software Engineers, Applications	Y	208	36.79											(208)
151041 Computer Support Specialists	Y	121	19.54	1	1	0	1	84	11	77				(110)
151051 Computer Systems Analysts	Y	101	29.98											(101)
151021 *Computer Programmers	Y	91	29.33	4	365	35				1				(56)
113021 *Computer & Information Systems Mgrs	Y	79	45.29	3	270	15				3				(64)
151071 Network & Computer Systems Administrators	Y	64	28.35	3	323	66				5				2
151081 *Network Systems & Data Comm. Analysts	Y	60	27.79	4	278	14				21				(46)
151061 Database Administrators	Y	57	27.98	2	6	2								(55)
492011 *Computer, ATM, & Office Machine Repair.	Y	45	12.86				1	132	120					75
271014 Multi-Media Artists & Animators	Y	27	23.84	4	28	10	1	351	13	1				(4)
271024 *Graphic Designers	Y	19	16.49	3	63	4	2	219	10	5				(5)
<b>OTHER</b>														
434051 Customer Service Representatives	N	935	13.50				2	163	0					(935)
433031 Bookkeeping, Accounting, & Auditing Clerks	N	426	13.13	3	279	5	1	158	39	3				(382)
436011 Executive Secretaries & Administrative Asst.	N	359	15.91	2	8	3	1	134	37					(319)
431011 First-Line Superv. of Office & Admin. Support Wkrs	N	288	20.22	5	258	33								(255)
436014 *Secretaries, Exc. Legal, Medical, & Executive	N	270	11.75							1				(270)
533032 *Truck Drivers, Heavy & Tractor-Trailer	Y	247	14.39							5				(247)
493023 *Automotive Service Tech. & Mechanics	Y	186	16.51	1	2	0	2	289	271					85
351012 First-Line Superv. of Food Prep & Serving Wkrs	Y	112	13.55											(112)
333051 *Police & Sheriff's Patrol Officers	N	103	21.82	2	269	177								74
232011 *Paralegals & Legal Assistants	Y	80	18.13	2	313	18				4				(62)
131031 Claims Adjusters, Examiners, & Investigators	Y	78	23.34											(78)
436012 *Legal Secretaries	N	55	16.43											(55)
533022 Bus Drivers, School	Y	54	9.69											(54)
113011 *Administrative Services Managers	Y	53	31.72											(53)
333012 *Correctional Officers & Jailers	N	47	18.16	1	256	181								134

A-45

**\*\* Does not include completions from private providers of workforce training, and public and private four-year institutions \*\***

**Table 2o -- Targeted Occupations in Workforce Region 15 (Hillsborough)**

OCCUPATION	EFI	Open-ings	Mean Wage	Comm. Coll.			District			Private	Apprenticeship			Openings Minus Total Comp.
				Pgr	Enr	Comp	Pgr	Enr	Comp	Pgr	Pgr	Enr	Comp	
112021 Marketing Managers	Y	42	43.51	3	186	5				5				(37)
493031 *Bus & Truck Mechanics & Diesel Engine Spec.	Y	42	16.16				1	9	0		1	36	4	(38)
119051 *Food Service Managers	Y	37	19.15	5	192	5								(32)
493011 *Aircraft Mechanics & Service Tech.	Y	36	23.61											(36)
292081 *Opticians, Dispensing	Y	35	15.55	2	152	16								(19)
119141 Property, Real Estate & Community Assoc. Mgrs	Y	33	19.91											(33)
132051 Financial Analysts	Y	33	33.23											(33)
332011 *Fire Fighters	N	33	17.48	1	261	213	1	169	0					180
493042 *Mobile Heavy Equip. Mechanics, Exc. Engines	N	31	17.21											(31)
333021 Detectives & Criminal Investigators	N	26	26.99											(26)
519082 *Medical Appliance Tech.	Y	26	13.06											(26)
131041 *Compliance Off., Exc. Safety, Agri, Constr & Transp.	Y	25	22.26											(25)

\* Denotes apprenticeable occupations

EFI= Enterprise Florida Key Sectors, Openings = Average annual openings through 2011, Mean Wage = Average hourly wage in 2004

Pgr = No. of programs in 2003-04, Enr = No. of enrollments in 2003-04, Comp = No. of program completers in 2003-04 (Private refers to non-public providers of workforce training in Florida)

Gray shaded areas indicate no program available

Source: Agency for Workforce Innovation and Florida Department of Education. Prepared by CEPRI.

**\*\* Does not include completions from private providers of workforce training, and public and private four-year institutions \*\***



**Table 2p -- Targeted Occupations in Workforce Region 16 (Hernando, Pasco)**

OCCUPATION	EFI	Open-ings	Mean Wage	Comm. Coll.			District			Private	Apprenticeship			Openings Minus Total Comp.
				Pgr	Enr	Comp	Pgr	Enr	Comp	Pgr	Pgr	Enr	Comp	
<b>CONSTRUCTION</b>														
471011 First-Line Superv. of Constr. & Extraction Wkrs	Y	36	21.89											(36)
472031 *Carpenters	Y	35	14.42											(35)
472111 *Electricians	Y	25	15.68				1	10	4		2	0	0	(21)
499021 *Heating, A.C., & Refrig. Mechanics & Install.	Y	21	16.74				1	12	6		2	42	6	(9)
472181 *Roofers	N	18	13.91											(18)
119021 Construction Managers	Y	17	43.89											(17)
491011 First-Line Superv. of Mechanics, Install., & Repair.	Y	17	23.78											(17)
472073 *Operating Engineers/Constr. Equip. Oper.	Y	15	14.25											(15)
472152 *Plumbers, Pipefitters, & Steamfitters	Y	15	16.13											(15)
472141 *Painters, Constr. & Maintenance	Y	14	12.55								1	13	0	(14)
493021 *Automotive Body & Related Repair.	N	11	17.09				1	5	3					(8)
472211 *Sheet Metal Workers	Y	9	13.27											(9)
514121 *Welders, Cutters, Solderers, & Brazers	Y	9	12.81	1	14	5								(4)
173031 *Surveying & Mapping Tech.	Y	5	15.53											(5)
173011 *Architectural & Civil Drafters	Y	4	18.58	2	37	20					1	0	0	16
499052 *Telecomm. Line Install. & Repair.	Y	4	15.13											(4)
173023 *Electrical & Electronic Engineering Tech.	Y	2	19.47											(2)
<b>CRITICAL NEED</b>														
399011 *Child Care Workers	N	50	7.61								2	34	28	(22)
<b>EDUCATION</b>														
259041 *Teacher Assistants	Y	51	10.52											(51)
<b>HEALTH SCIENES</b>														
291111 Registered Nurses	Y	130	23.74	1	280	113								(17)
311012 *Nursing Aides, Orderlies, & Attendants	Y	62	10.17	2	53	62	1	135	132	3				132
292061 *Licensed Practical & Licensed Vocational Nurses	Y	54	15.96	1	203	72				1				18
319092 *Medical Assistants	Y	43	11.40							2				(43)
436013 *Medical Secretaries	N	28	12.82	1	128	10								(18)
292034 Radiologic Technologists & Tech.	Y	24	18.89	1	29	10				1				(14)
319091 *Dental Assistants	Y	19	12.23	1	20	19					1	4	1	1
119111 Medical & Health Services Managers	Y	14	37.63											(14)
292071 *Medical Records & Health Information Tech.	Y	14	11.75	2	135	32								18
292012 *Medical & Clinical Laboratory Tech.	Y	12	14.47											(12)
292041 *Emergency Medical Tech. & Paramedics	Y	10	14.35	3	126	118								108
291126 Respiratory Therapists	Y	9	19.61											(9)
292011 Medical & Clinical Laboratory Technologists	Y	9	20.58											(9)
292021 Dental Hygienists	Y	7	25.16	1	23	10								3

A-47

**\*\* Does not include completions from private providers of workforce training, and public and private four-year institutions \*\***

**Table 2p -- Targeted Occupations in Workforce Region 16 (Hernando, Pasco)**

OCCUPATION	EFI	Open-ings	Mean Wage	Comm. Coll.			District			Private	Apprenticeship			Openings Minus Total Comp.
				Pgr	Enr	Comp	Pgr	Enr	Comp	Pgr	Pgr	Enr	Comp	
<b>INFORMATION TECHNOLOGY</b>														
151031 Computer Software Engineers, Applications	Y	10	36.79											(10)
151041 Computer Support Specialists	Y	9	19.54	2	3	7								(2)
113021 *Computer & Information Systems Mgrs	Y	8	45.29	3	23	8								0
151021 *Computer Programmers	Y	6	29.33	3	86	55								49
151051 Computer Systems Analysts	Y	6	29.98	1	3	1								(5)
151071 Network & Computer Systems Administrators	Y	5	28.35	1	19	4								(1)
151081 *Network Systems & Data Comm. Analysts	Y	4	27.79	1	8	3				2				(1)
271024 *Graphic Designers	Y	2	16.49				1	4	3					1
<b>OTHER</b>														
434051 Customer Service Representatives	N	73	13.50											(73)
433031 Bookkeeping, Accounting, & Auditing Clerks	N	46	13.13											(46)
493023 *Automotive Service Tech. & Mechanics	Y	46	16.51				1	8	16					(30)
436011 Executive Secretaries & Administrative Asst.	N	41	15.91	2	8	29	1	36	2	1				(10)
533032 *Truck Drivers, Heavy & Tractor-Trailer	Y	40	14.39											(40)
436014 *Secretaries, Exc. Legal, Medical, & Executive	N	36	11.75											(36)
431011 First-Line Superv. of Office & Admin. Support Wkrs	N	34	20.22	4	89	91								57
333051 *Police & Sheriff's Patrol Officers	N	31	21.82	1	49	22								(9)
351012 First-Line Superv. of Food Prep & Serving Wkrs	Y	25	13.55											(25)
333012 *Correctional Officers & Jailers	N	15	18.16	1	17	15								0
332011 *Fire Fighters	N	10	17.48	1	33	27								17
119051 *Food Service Managers	Y	9	19.15											(9)
232011 *Paralegals & Legal Assistants	Y	8	18.13	1	52	11								3
113011 *Administrative Services Managers	Y	7	31.72											(7)
493031 *Bus & Truck Mechanics & Diesel Engine Spec.	Y	6	16.16											(6)
112021 Marketing Managers	Y	5	43.51	3	186	50								45
119141 Property, Real Estate & Community Assoc. Mgrs	Y	5	19.91											(5)
436012 *Legal Secretaries	N	5	16.43											(5)
131031 Claims Adjusters, Examiners, & Investigators	Y	3	23.34											(3)
493011 *Aircraft Mechanics & Service Tech.	Y	2	23.61											(2)

\* Denotes apprenticeable occupations

EFI= Enterprise Florida Key Sectors, Openings = Average annual openings through 2011, Mean Wage = Average hourly wage in 2004

Pgr = No. of programs in 2003-04, Enr = No. of enrollments in 2003-04, Comp = No. of program completers in 2003-04 (Private refers to non-public providers of workforce training in Florida)

Gray shaded areas indicate no program available

Source: Agency for Workforce Innovation and Florida Department of Education. Prepared by CEPRI.

**\*\* Does not include completions from private providers of workforce training, and public and private four-year institutions \*\***

**Table 2q -- Targeted Occupations in Workforce Region 17 (Polk)**

OCCUPATION	EFI	Openings	Mean Wage	Comm. Coll.			District			Private	Apprenticeship			Openings Minus Total Comp.
				Pgr	Enr	Comp	Pgr	Enr	Comp	Pgr	Pgr	Enr	Comp	
<b>CONSTRUCTION</b>														
472031 *Carpenters	Y	57	13.29				1	21	4		1	2	0	(53)
472111 *Electricians	Y	46	16.59				1	91	32					(14)
514121 *Welders, Cutters, Solderers, & Brazers	Y	45	13.02				1	89	29		1	30	0	(16)
517011 *Cabinetmakers & Bench Carpenters	N	41	12.47											(41)
472073 *Operating Engineers/Constr. Equip. Oper.	Y	38	13.17											(38)
471011 First-Line Superv. of Constr. & Extraction Wkrs	Y	37	22.28											(37)
472152 *Plumbers, Pipefitters, & Steamfitters	Y	30	24.49								1	7	0	(30)
491011 First-Line Superv. of Mechanics, Install., & Repair.	Y	25	24.83											(25)
119021 Construction Managers	Y	20	26.15							1				(20)
472141 *Painters, Constr. & Maintenance	Y	20	13.38											(20)
499021 *Heating, A.C., & Refrig. Mechanics & Install.	Y	17	15.75				2	93	18		1	28	2	3
472221 *Structural Iron & Steel Workers	N	12	16.17											(12)
499051 *Electrical Power-Line Install. & Repair.	Y	12	20.72											(12)
472211 *Sheet Metal Workers	Y	11	14.53											(11)
493021 *Automotive Body & Related Repair.	N	10	21.05				1	12	13					3
472181 *Roofers	N	9	14.63											(9)
499052 *Telecomm. Line Install. & Repair.	Y	7	17.27								2	28	5	(2)
173031 *Surveying & Mapping Tech.	Y	4	12.90											(4)
173011 *Architectural & Civil Drafters	Y	2	18.41	1	1	0	2	53	11	1				9
173023 *Electrical & Electronic Engineering Tech.	Y	2	17.77	1	4	0				1	1	0	0	(2)
<b>CRITICAL NEED</b>														
399011 *Child Care Workers	N	72	7.83								1	6	0	(72)
<b>HEALTH SCIENCES</b>														
291111 Registered Nurses	Y	124	23.28	1	315	69								(55)
311012 *Nursing Aides, Orderlies, & Attendants	Y	84	10.39				2	241	363	2				279
292061 *Licensed Practical & Licensed Vocational Nurses	Y	56	15.71				1	261	178					122
319092 *Medical Assistants	Y	46	11.35							4				(46)
436013 *Medical Secretaries	N	26	11.79				1	41	6	2				(20)
292041 *Emergency Medical Tech. & Paramedics	Y	20	11.60	3	76	72								52
319091 *Dental Assistants	Y	16	12.99				1	29	20					4
292034 Radiologic Technologists & Tech.	Y	15	18.62	2	125	18								3
119111 Medical & Health Services Managers	Y	13	44.61	1	1	0								(13)
292011 Medical & Clinical Laboratory Technologists	Y	11	20.89											(11)
291126 Respiratory Therapists	Y	7	20.11											(7)
292012 *Medical & Clinical Laboratory Tech.	Y	5	15.36											(5)
292021 Dental Hygienists	Y	4	23.83											(4)
<b>INFORMATION TECHNOLOGY</b>														
113021 *Computer & Information Systems Mgrs	Y	11	39.14	2	59	2				1				(9)

A-49

**\*\* Does not include completions from private providers of workforce training, and public and private four-year institutions \*\***

**Table 2q -- Targeted Occupations in Workforce Region 17 (Polk)**

OCCUPATION	EFI	Openings	Mean Wage	Comm. Coll.			District			Private	Apprenticeship			Openings Minus Total Comp.
				Pgr	Enr	Comp	Pgr	Enr	Comp	Pgr	Pgr	Enr	Comp	
151041 Computer Support Specialists	Y	11	15.25				1	17	1	2				(10)
151021 *Computer Programmers	Y	9	23.65											(9)
151071 Network & Computer Systems Administrators	Y	8	28.29	2	3	3	1	47	10	4				5
151051 Computer Systems Analysts	Y	6	28.47											(6)
151081 *Network Systems & Data Comm. Analysts	Y	5	30.45	4	214	36				4				31
271024 *Graphic Designers	Y	4	15.97	2	20	0				1				(4)
151031 Computer Software Engineers, Applications	Y	3	35.53											(3)
<b>OTHER</b>														
533032 *Truck Drivers, Heavy & Tractor-Trailer	Y	211	15.13				1	35	32	2				(179)
434051 Customer Service Representatives	N	151	12.71				2	13	7					(144)
493023 *Automotive Service Tech. & Mechanics	Y	80	14.26	1	1	0	1	66	120	1	1	19	1	41
433031 Bookkeeping, Accounting, & Auditing Clerks	N	73	12.48	2	66	7	1	59	9	1				(57)
131031 Claims Adjusters, Examiners, & Investigators	Y	62	16.88											(62)
431011 First-Line Superv. of Office & Admin. Support Wkrs	N	62	18.79	3	48	10				1				(52)
333051 *Police & Sheriff's Patrol Officers	N	54	18.08	2	156	82								28
436011 Executive Secretaries & Administrative Asst.	N	53	15.12				1	66	14	1				(39)
333012 *Correctional Officers & Jailers	N	48	16.01	1	93	57								9
493031 *Bus & Truck Mechanics & Diesel Engine Spec.	Y	24	15.90				1	9	5		2	21	2	(17)
112021 Marketing Managers	Y	23	23.07	3	139	12				3				(11)
537032 *Excavating & Loading Machine & Dragline Oper.	N	22	15.86											(22)
113011 *Administrative Services Managers	Y	18	31.52											(18)
518013 *Power Plant Oper.	N	17	23.44								1	8	0	(17)
332011 *Fire Fighters	N	14	12.38				1	46	38					24
493011 *Aircraft Mechanics & Service Tech.	Y	11	17.50											(11)
518031 *Water & Liquid Waste Treatment Plant Oper.	N	11	17.26											(11)
119141 Property, Real Estate & Community Assoc. Mgrs	Y	9	20.56											(9)
436012 *Legal Secretaries	N	9	15.63				1	16	3					(6)
232011 *Paralegals & Legal Assistants	Y	8	17.16							1				(8)
119051 *Food Service Managers	Y	6	25.27				1	5	1					(5)

\* Denotes apprenticeable occupations

EFI= Enterprise Florida Key Sectors, Openings = Average annual openings through 2011, Mean Wage = Average hourly wage in 2004

Pgr = No. of programs in 2003-04, Enr = No. of enrollments in 2003-04, Comp = No. of program completers in 2003-04 (Private refers to non-public providers of workforce training in Florida)

Gray shaded areas indicate no program available

Source: Agency for Workforce Innovation and Florida Department of Education. Prepared by CEPRI.

**\*\* Does not include completions from private providers of workforce training, and public and private four-year institutions \*\***

**Table 2r -- Targeted Occupations in Workforce Region 18 (Manatee, Sarasota)**

OCCUPATION	EFI	Open-ings	Mean Wage	Comm. Coll.			District			Private	Apprenticeship			Openings Minus Total Comp.
				Pgr	Enr	Comp	Pgr	Enr	Comp	Pgr	Pgr	Enr	Comp	
<b>CONSTRUCTION</b>														
472031 *Carpenters	Y	128	15.67				1	72	31					(97)
471011 First-Line Superv. of Constr. & Extraction Wkrs	Y	105	23.29											(105)
472111 *Electricians	Y	66	14.54				1	120	67		2	152	22	23
514121 *Welders, Cutters, Solderers, & Brazers	Y	64	13.87				1	73	61					(3)
499042 *Maintenance & Repair Workers, Gen.	Y	60	12.95				1	30	1					(59)
472141 *Painters, Constr. & Maintenance	Y	50	13.38											(50)
472051 *Cement Masons & Concrete Finishers	N	46	14.41											(46)
472181 *Roofers	N	43	13.80											(43)
491011 First-Line Superv. of Mechanics, Install., & Repair.	Y	42	22.85											(42)
499052 *Telecomm. Line Install. & Repair.	Y	40	19.17											(40)
119021 Construction Managers	Y	39	32.09	1	62	2								(37)
499021 *Heating, A.C., & Refrig. Mechanics & Install.	Y	38	13.87				1	38	13		1	36	8	(17)
512041 *Structural Metal Fabricators & Fitters	Y	38	12.46											(38)
472152 *Plumbers, Pipefitters, & Steamfitters	Y	37	15.61				1	42	24		1	89	11	(2)
472021 *Brickmasons & Blockmasons	N	35	14.88				1	10	7		2	40	0	(28)
472211 *Sheet Metal Workers	Y	30	13.27											(30)
472073 *Operating Engineers/Constr. Equip. Oper.	Y	27	14.00											(27)
517011 *Cabinetmakers & Bench Carpenters	N	27	13.91											(27)
493021 *Automotive Body & Related Repair.	N	20	15.43											(20)
514041 *Machinists	Y	19	15.01				1	26	5		1	0	0	(14)
173023 *Electrical & Electronic Engineering Tech.	Y	16	19.71	2	55	6								(10)
173011 *Architectural & Civil Drafters	Y	15	19.30	1	45	3	2	77	19	1				7
472081 *Drywall & Ceiling Tile Install.	N	13	13.69											(13)
472161 *Plasterers & Stucco Masons	N	13	14.88											(13)
173031 *Surveying & Mapping Tech.	Y	12	13.75											(12)
472121 *Glaziers	N	11	13.48											(11)
472221 *Structural Iron & Steel Workers	N	10	16.27											(10)
473012 Helpers - Carpenters	N	10	12.94											(10)
<b>CRITICAL NEED</b>														
399011 *Child Care Workers	N	72	8.46	1	38	0					2	82	19	(53)
<b>EDUCATION</b>														
259041 *Teacher Assistants	Y	68	10.76											(68)
<b>HEALTH SCIENCES</b>														
291111 Registered Nurses	Y	711	23.25	2	1177	98				1				(613)
311012 *Nursing Aides, Orderlies, & Attendants	Y	231	10.42				3	219	178	3				(53)
319092 *Medical Assistants	Y	160	13.14				1	14	0	1				(160)
292061 *Licensed Practical & Licensed Vocational Nurses	Y	93	16.14				2	341	85	1				(8)
119111 Medical & Health Services Managers	Y	68	35.82											(68)

A-51

**\*\* Does not include completions from private providers of workforce training, and public and private four-year institutions \*\***

**Table 2r -- Targeted Occupations in Workforce Region 18 (Manatee, Sarasota)**

OCCUPATION	EFI	Open-ings	Mean Wage	Comm. Coll.			District			Private	Apprenticeship			Openings Minus Total Comp.
				Pgr	Enr	Comp	Pgr	Enr	Comp	Pgr	Pgr	Enr	Comp	
436013 *Medical Secretaries	N	67	12.14				2	32	6	2				(61)
292071 *Medical Records & Health Information Tech.	Y	45	12.61				2	18	10					(35)
319091 *Dental Assistants	Y	36	12.92				1	59	35	1				(1)
292021 Dental Hygienists	Y	30	33.10	1	229	12								(18)
292034 Radiologic Technologists & Tech.	Y	22	21.25	2	279	20				1				(2)
291126 Respiratory Therapists	Y	14	19.83	1	11	0								(14)
292011 Medical & Clinical Laboratory Technologists	Y	14	19.92											(14)
292012 *Medical & Clinical Laboratory Tech.	Y	14	14.17											(14)
319094 Medical Transcriptionists	Y	13	15.40				1	5	3					(10)
292041 *Emergency Medical Tech. & Paramedics	Y	12	13.15				4	349	156	1				144
292031 Cardiovascular Technologists & Tech.	Y	10	18.90											(10)
292032 Diagnostic Medical Sonographers	Y	10	19.08	1	3	0								(10)
<b>INFORMATION TECHNOLOGY</b>														
151041 Computer Support Specialists	Y	64	17.85				1	21	4	3				(60)
151051 Computer Systems Analysts	Y	30	26.12											(30)
151071 Network & Computer Systems Administrators	Y	24	26.04	1	87	13	2	88	21	1				10
151021 *Computer Programmers	Y	22	26.93	2	101	12				1				(10)
113021 *Computer & Information Systems Mgrs	Y	20	47.55	1	104	15								(5)
151081 *Network Systems & Data Comm. Analysts	Y	18	23.34	1	18	1				1				(17)
271024 *Graphic Designers	Y	16	15.61	2	149	11	1	30	5	2				0
151031 Computer Software Engineers, Applications	Y	9	29.52											(9)
<b>OTHER</b>														
434051 Customer Service Representatives	N	186	12.51				1	5	2					(184)
433031 Bookkeeping, Accounting, & Auditing Clerks	N	184	12.81	1	11	10	2	89	14					(160)
436011 Executive Secretaries & Administrative Asst.	N	166	15.15				2	81	14					(152)
493023 *Automotive Service Tech. & Mechanics	Y	109	15.74	1	21	1	2	112	259					151
431011 First-Line Superv. of Office & Admin. Support Wkrs	N	108	18.86	1	3	1								(107)
533032 *Truck Drivers, Heavy & Tractor-Trailer	Y	84	13.57											(84)
333051 *Police & Sheriff's Patrol Officers	N	57	18.28				4	184	66					9
351012 First-Line Superv. of Food Prep & Serving Wkrs	Y	57	13.42											(57)
119141 Property, Real Estate & Community Assoc. Mgrs	Y	30	19.31											(30)
332011 *Fire Fighters	N	30	16.96				2	142	74		4	123	7	51
292081 *Opticians, Dispensing	Y	23	13.81											(23)
119051 *Food Service Managers	Y	21	21.40				1	17	0					(21)
113011 *Administrative Services Managers	Y	20	32.03											(20)
493031 *Bus & Truck Mechanics & Diesel Engine Spec.	Y	17	15.27				1	33	2					(15)
333012 *Correctional Officers & Jailers	N	16	13.08				3	80	26					10
436012 *Legal Secretaries	N	16	16.70				1	19	0					(16)
112021 Marketing Managers	Y	15	38.02	2	288	15								0

**\*\* Does not include completions from private providers of workforce training, and public and private four-year institutions \*\***

**Table 2r -- Targeted Occupations in Workforce Region 18 (Manatee, Sarasota)**

OCCUPATION	EFI	Open-ings	Mean Wage	Comm. Coll.			District			Private	Apprenticeship			Openings Minus Total Comp.
				Pgr	Enr	Comp	Pgr	Enr	Comp	Pgr	Pgr	Enr	Comp	
211023 Mental Health & Substance Abuse Social Wkrs	Y	14	17.75											(14)
351011 *Chefs & Head Cooks	Y	14	14.96											(14)
192041 *Environmental Scientists & Spec., Inc. Health	Y	13	20.08											(13)
514011 *Computer-Controlled Machine Tool Oper., M & P	Y	13	13.73								1	0	0	(13)
518031 *Water & Liquid Waste Treatment Plant Oper.	N	12	16.28											(12)
131031 Claims Adjusters, Examiners, & Investigators	Y	11	21.64											(11)
132052 Personal Financial Advisors	Y	11	47.50											(11)
232011 *Paralegals & Legal Assistants	Y	9	17.23	1	97	6								(3)
493011 *Aircraft Mechanics & Service Tech.	Y	1	19.51											(1)

\* Denotes apprenticeable occupations

EFI= Enterprise Florida Key Sectors, Openings = Average annual openings through 2011, Mean Wage = Average hourly wage in 2004

Pgr = No. of programs in 2003-04, Enr = No. of enrollments in 2003-04, Comp = No. of program completers in 2003-04 (Private refers to non-public providers of workforce training in Florida)

Gray shaded areas indicate no program available

Source: Agency for Workforce Innovation and Florida Department of Education. Prepared by CEPRI.

**Table 2s -- Targeted Occupations in Workforce Region 19 (DeSoto, Hardee, Highlands)**

OCCUPATION	EFI	Open-ings	Mean Wage	Comm. Coll.			District			Private	Apprenticeship			Openings Minus Total Comp.
				Pgr	Enr	Comp	Pgr	Enr	Comp	Pgr	Pgr	Enr	Comp	
<b>CONSTRUCTION</b>														
471011 First-Line Superv. of Constr. & Extraction Wkrs	Y	8	20.52											(8)
491011 First-Line Superv. of Mechanics, Install., & Repair.	Y	7	21.53											(7)
472031 *Carpenters	Y	6	16.07	1	18	0								(6)
472111 *Electricians	Y	6	16.14	1	44	0					1	26	2	(4)
472073 *Operating Engineers/Constr. Equip. Oper.	Y	5	13.18											(5)
472141 *Painters, Constr. & Maintenance	Y	4	12.92											(4)
493021 *Automotive Body & Related Repair.	N	4	13.62	1	82	6								2
499021 *Heating, A.C., & Refrig. Mechanics & Install.	Y	4	16.94	1	64	8					1	8	1	5
514121 *Welders, Cutters, Solderers, & Brazers	Y	4	12.83	1	2	0								(4)
472211 *Sheet Metal Workers	Y	3	12.63	1	0	0								(3)
119021 Construction Managers	Y	2	30.51	1	6	1								(1)
472152 *Plumbers, Pipefitters, & Steamfitters	Y	2	15.39	1	18	0					1	8	2	0
472181 *Roofers	N	2	13.19											(2)
173011 *Architectural & Civil Drafters	Y	1	17.73	3	58	5								4
173023 *Electrical & Electronic Engineering Tech.	Y	1	19.75	2	17	2								1
173031 *Surveying & Mapping Tech.	Y	1	13.09											(1)
<b>CRITICAL NEED</b>														
399011 *Child Care Workers	N	27	6.83											(27)
<b>HEALTH SCIENCES</b>														
291111 Registered Nurses	Y	25	21.81	2	58	23								(2)
311012 *Nursing Aides, Orderlies, & Attendants	Y	23	9.95	1	21	9	2	63	61	2				47
292061 *Licensed Practical & Licensed Vocational Nurses	Y	12	14.94	1	64	23	1	23	10					21
319092 *Medical Assistants	Y	8	10.53											(8)
119111 Medical & Health Services Managers	Y	4	38.29											(4)
292041 *Emergency Medical Tech. & Paramedics	Y	4	11.85	3	41	36								32
319091 *Dental Assistants	Y	4	12.24	1	8	0				1				(4)
436013 *Medical Secretaries	N	4	10.41	1	53	5				1				1
292034 Radiologic Technologists & Tech.	Y	3	17.79							1				(3)
291126 Respiratory Therapists	Y	2	18.10											(2)
292021 Dental Hygienists	Y	2	25.10	1	14	0								(2)
292011 Medical & Clinical Laboratory Technologists	Y	1	19.87											(1)
292012 *Medical & Clinical Laboratory Tech.	Y	1	11.97											(1)
<b>INFORMATION TECHNOLOGY</b>														
113021 *Computer & Information Systems Mgrs	Y	1	32.73											(1)
151041 Computer Support Specialists	Y	1	15.39											(1)
151071 Network & Computer Systems Administrators	Y	1	24.58	2	143	14								13
151081 *Network Systems & Data Comm. Analysts	Y	1	31.00											(1)
271024 *Graphic Designers	Y	1	16.03											(1)

**\*\* Does not include completions from private providers of workforce training, and public and private four-year institutions \*\***



**Table 2s -- Targeted Occupations in Workforce Region 19 (DeSoto, Hardee, Highlands)**

OCCUPATION	EFI	Open-ings	Mean Wage	Comm. Coll.			District			Private	Apprenticeship			Openings Minus Total Comp.
				Pgr	Enr	Comp	Pgr	Enr	Comp	Pgr	Pgr	Enr	Comp	
151021 <i>*Computer Programmers</i>	Y	0	26.40	2	28	0								0
151031 Computer Software Engineers, Applications	Y	0	32.57											0
151051 Computer Systems Analysts	Y	0	30.32											0
<b>OTHER</b>														
333012 <i>*Correctional Officers &amp; Jailers</i>	N	26	15.45	1	216	116								90
493023 <i>*Automotive Service Tech. &amp; Mechanics</i>	Y	24	15.35	1	49	2								(22)
433031 Bookkeeping, Accounting, & Auditing Clerks	N	15	13.18	2	22	1								(14)
533032 <i>*Truck Drivers, Heavy &amp; Tractor-Trailer</i>	Y	12	14.02	1	9	1								(11)
431011 First-Line Superv. of Office & Admin. Support Wkrs	N	11	16.51	2	55	10								(1)
333051 <i>*Police &amp; Sheriff's Patrol Officers</i>	N	9	17.86	2	75	24								15
434051 Customer Service Representatives	N	9	11.26											(9)
436011 Executive Secretaries & Administrative Asst.	N	8	15.23	1	28	3	1	6	3					(2)
332011 <i>*Fire Fighters</i>	N	4	13.40								2	15	0	(4)
113011 <i>*Administrative Services Managers</i>	Y	3	25.37											(3)
493031 <i>*Bus &amp; Truck Mechanics &amp; Diesel Engine Spec.</i>	Y	3	15.84											(3)
119141 Property, Real Estate & Community Assoc. Mgrs	Y	2	24.70											(2)
112021 Marketing Managers	Y	1	37.91	2	39	3								2
119051 <i>*Food Service Managers</i>	Y	1	28.41	3	43	1								0
131031 Claims Adjusters, Examiners, & Investigators	Y	1	17.69											(1)
232011 <i>*Paralegals &amp; Legal Assistants</i>	Y	1	12.75	1	1	0								(1)
436012 <i>*Legal Secretaries</i>	N	1	14.14											(1)
493011 <i>*Aircraft Mechanics &amp; Service Tech.</i>	Y	0	16.03											0

\* Denotes apprenticeable occupations

EFI= Enterprise Florida Key Sectors, Openings = Average annual openings through 2011, Mean Wage = Average hourly wage in 2004

Pgr = No. of programs in 2003-04, Enr = No. of enrollments in 2003-04, Comp = No. of program completers in 2003-04 (Private refers to non-public providers of workforce training in Florida)

Gray shaded areas indicate no program available

Source: Agency for Workforce Innovation and Florida Department of Education. Prepared by CEPRI.

**Table 2t -- Targeted Occupations in Workforce Region 20 (Indian River, Martin, Okeechobee, St. Lucie)**

OCCUPATION	EFI	Open-ings	Mean Wage	Comm. Coll.			District			Private	Apprenticeship			Openings Minus Total Comp.
				Pgr	Enr	Comp	Pgr	Enr	Comp	Pgr	Pgr	Enr	Comp	
<b>CONSTRUCTION</b>														
472031 *Carpenters	Y	63	13.90	1	29	7								(56)
472111 *Electricians	Y	53	13.44	1	229	0					1	84	2	(51)
471011 First-Line Superv. of Constr. & Extraction Wkrs	Y	49	20.92											(49)
472181 *Roofers	N	47	11.38											(47)
472141 *Painters, Constr. & Maintenance	Y	35	13.22											(35)
491011 First-Line Superv. of Mechanics, Install., & Repair.	Y	30	22.75											(30)
173031 *Surveying & Mapping Tech.	Y	23	12.69											(23)
499021 *Heating, A.C., & Refrig. Mechanics & Install.	Y	22	16.08	4	78	3								(19)
119021 Construction Managers	Y	18	38.79	2	37	4								(14)
499051 *Electrical Power-Line Install. & Repair.	Y	17	19.01											(17)
472152 *Plumbers, Pipefitters, & Steamfitters	Y	16	15.87	1	9	0					1	30	2	(14)
472073 *Operating Engineers/Constr. Equip. Oper.	Y	15	13.60											(15)
493021 *Automotive Body & Related Repair.	N	15	14.51											(15)
514121 *Welders, Cutters, Solderers, & Brazers	Y	15	13.57											(15)
173011 *Architectural & Civil Drafters	Y	11	18.20	4	58	8								(3)
472211 *Sheet Metal Workers	Y	10	12.91											(10)
474011 *Constr. & Building Inspectors	Y	10	19.19											(10)
173023 *Electrical & Electronic Engineering Tech.	Y	6	19.29	2	74	10								4
499052 *Telecomm. Line Install. & Repair.	Y	5	16.50											(5)
<b>CRITICAL NEED</b>														
399011 *Child Care Workers	N	82	7.41	1	99	13								(69)
<b>HEALTH SCIENCES</b>														
291111 Registered Nurses	Y	134	21.97	1	302	97								(37)
311012 *Nursing Aides, Orderlies, & Attendants	Y	117	10.14	1	23	5	1	113	176	3				64
291071 Physician Assistants	Y	74	33.58											(74)
292061 *Licensed Practical & Licensed Vocational Nurses	Y	52	16.62	1	153	77				1				25
319092 *Medical Assistants	Y	51	11.61	1	67	4				1				(47)
436013 *Medical Secretaries	N	43	13.07	1	33	3				1				(40)
319091 *Dental Assistants	Y	23	12.37	1	41	18								(5)
292034 Radiologic Technologists & Tech.	Y	20	18.36	1	46	13				1				(7)
292021 Dental Hygienists	Y	18	22.84	1	19	10								(8)
119111 Medical & Health Services Managers	Y	17	33.27	1	13	9								(8)
292071 *Medical Records & Health Information Tech.	Y	14	12.05	2	79	23	1	35	30	1				39

A-56

**\*\* Does not include completions from private providers of workforce training, and public and private four-year institutions \*\***

**Table 2t -- Targeted Occupations in Workforce Region 20 (Indian River, Martin, Okeechobee, St. Lucie)**

OCCUPATION	EFI	Open-ings	Mean Wage	Comm. Coll.			District			Private	Apprenticeship			Openings Minus Total Comp.
				Pgr	Enr	Comp	Pgr	Enr	Comp	Pgr	Pgr	Enr	Comp	
291126 Respiratory Therapists	Y	13	18.45	2	24	12								(1)
292041 *Emergency Medical Tech. & Paramedics	Y	13	13.94	3	192	216								203
292012 *Medical & Clinical Laboratory Tech.	Y	10	14.78	1	22	7								(3)
292031 Cardiovascular Technologists & Tech.	Y	10	15.06											(10)
292011 Medical & Clinical Laboratory Technologists	Y	5	19.66											(5)
<b>INFORMATION TECHNOLOGY</b>														
151041 Computer Support Specialists	Y	14	18.33											(14)
271024 *Graphic Designers	Y	10	13.96	1	83	12								2
113021 *Computer & Information Systems Mgrs	Y	7	40.33	1	75	15								8
151071 Network & Computer Systems Administrators	Y	7	26.21	1	1	0								(7)
151051 Computer Systems Analysts	Y	6	28.84											(6)
151021 *Computer Programmers	Y	4	27.26	2	65	11								7
151031 Computer Software Engineers, Applications	Y	4	34.65											(4)
151081 *Network Systems & Data Comm. Analysts	Y	3	28.83	1	8	0								(3)
<b>OTHER</b>														
433031 Bookkeeping, Accounting, & Auditing Clerks	N	85	13.75	3	82	20								(65)
434051 Customer Service Representatives	N	66	11.72											(66)
436011 Executive Secretaries & Administrative Asst.	N	62	15.49	1	220	6	1	40	0					(56)
431011 First-Line Superv. of Office & Admin. Support Wkrs	N	59	18.87	2	118	19								(40)
493023 *Automotive Service Tech. & Mechanics	Y	58	15.26	3	82	5								(53)
533032 *Truck Drivers, Heavy & Tractor-Trailer	Y	57	15.21	1	5	1								(56)
333012 *Correctional Officers & Jailers	N	52	16.20	2	137	92								40
333051 *Police & Sheriff's Patrol Officers	N	45	18.21	3	139	121								76
351012 First-Line Superv. of Food Prep & Serving Wkrs	Y	41	14.06											(41)
518031 *Water & Liquid Waste Treatment Plant Oper.	N	21	16.41											(21)
436012 *Legal Secretaries	N	20	15.42											(20)
332011 *Fire Fighters	N	18	18.80	1	110	101								83
119141 Property, Real Estate & Community Assoc. Mgrs	Y	17	22.51											(17)
493031 *Bus & Truck Mechanics & Diesel Engine Spec.	Y	17	16.34											(17)
518013 *Power Plant Oper.	N	16	23.31											(16)
119051 *Food Service Managers	Y	15	24.24	1	25	1								(14)
512091 Fiberglass Laminators & Fabricators	Y	14	14.01											(14)
113011 *Administrative Services Managers	Y	13	25.72											(13)

A-57

**\*\* Does not include completions from private providers of workforce training, and public and private four-year institutions \*\***

**Table 2t -- Targeted Occupations in Workforce Region 20 (Indian River, Martin, Okeechobee, St. Lucie)**

OCCUPATION	EFI	Open-ings	Mean Wage	Comm. Coll.			District			Private	Apprenticeship			Openings Minus Total Comp.
				Pgr	Enr	Comp	Pgr	Enr	Comp	Pgr	Pgr	Enr	Comp	
351011 *Chefs & Head Cooks	Y	11	15.92											(11)
232011 *Paralegals & Legal Assistants	Y	8	19.07	1	100	17								9
493011 *Aircraft Mechanics & Service Tech.	Y	4	16.15											(4)
112021 Marketing Managers	Y	3	42.21	5	548	159								156
131031 Claims Adjusters, Examiners, & Investigators	Y	2	25.63											(2)

\* Denotes apprenticeable occupations

EFI= Enterprise Florida Key Sectors, Openings = Average annual openings through 2011, Mean Wage = Average hourly wage in 2004

Pgr = No. of programs in 2003-04, Enr = No. of enrollments in 2003-04, Comp = No. of program completers in 2003-04 (Private refers to non-public providers of workforce training in Florida)

Gray shaded areas indicate no program available

Source: Agency for Workforce Innovation and Florida Department of Education. Prepared by CEPRI.

**\*\* Does not include completions from private providers of workforce training, and public and private four-year institutions \*\***

**Table 2u -- Targeted Occupations in Workforce Region 21 (Palm Beach)**

OCCUPATION	EFI	Open-ings	Mean Wage	Comm. Coll.			District			Private	Apprenticeship			Openings Minus Total Comp.
				Pgr	Enr	Comp	Pgr	Enr	Comp	Pgr	Pgr	Enr	Comp	
<b>CONSTRUCTION</b>														
471011 First-Line Superv. of Constr. & Extraction Wkrs	Y	212	22.31											(212)
472031 *Carpenters	Y	170	16.02	1	73	1					2	31	9	(160)
472111 *Electricians	Y	121	16.88	1	612	2					3	247	56	(63)
472141 *Painters, Constr. & Maintenance	Y	89	13.49	1	34	0					1	29	0	(89)
472152 *Plumbers, Pipefitters, & Steamfitters	Y	89	16.26	2	515	5					3	259	35	(49)
491011 First-Line Superv. of Mechanics, Install., & Repair.	Y	73	25.42											(73)
119021 Construction Managers	Y	72	39.88	2	50	1								(71)
173011 *Architectural & Civil Drafters	Y	69	18.93	4	81	6			4					(63)
173031 *Surveying & Mapping Tech.	Y	66	13.96											(66)
472181 *Roofers	N	54	13.55								1	14	0	(54)
472073 *Operating Engineers/Constr. Equip. Oper.	Y	48	14.73											(48)
472081 *Drywall & Ceiling Tile Install.	N	46	12.50											(46)
514121 *Welders, Cutters, Solderers, & Brazers	Y	43	15.18	1	35	3								(40)
499021 *Heating, A.C., & Refrig. Mechanics & Install.	Y	42	15.96	1	263	1			4		3	36	30	(11)
493021 *Automotive Body & Related Repair.	N	36	14.15	1	3	0								(36)
499052 *Telecomm. Line Install. & Repair.	Y	33	16.62											(33)
173023 *Electrical & Electronic Engineering Tech.	Y	26	20.03	2	91	2								(24)
472211 *Sheet Metal Workers	Y	21	17.07	1	69	0					2	60	1	(20)
<b>CRITICAL NEED</b>														
399011 *Child Care Workers	N	230	8.28											(230)
<b>HEALTH SCIENCES</b>														
291111 Registered Nurses	Y	582	25.23	2	510	209				1				(373)
319092 *Medical Assistants	Y	311	12.16	1	1	3				22				(308)
311012 *Nursing Aides, Orderlies, & Attendants	Y	296	9.64	1	78	0				40				(296)
292061 *Licensed Practical & Licensed Vocational Nurses	Y	155	17.23	1	154	55				9				(100)
436013 *Medical Secretaries	N	100	13.04	1	30	0				11				(100)
319091 *Dental Assistants	Y	88	14.55	1	14	14				6				(74)
119111 Medical & Health Services Managers	Y	63	33.01							1				(63)
292071 *Medical Records & Health Information Tech.	Y	53	13.39	2	147	19				10				(34)
292012 *Medical & Clinical Laboratory Tech.	Y	34	14.70											(34)
292011 Medical & Clinical Laboratory Technologists	Y	29	20.84											(29)
292021 Dental Hygienists	Y	29	24.19	1	63	28								(1)
292034 Radiologic Technologists & Tech.	Y	28	21.03	1	100	23				4				(5)

A-59

**\*\* Does not include completions from private providers of workforce training, and public and private four-year institutions \*\***

**Table 2u -- Targeted Occupations in Workforce Region 21 (Palm Beach)**

OCCUPATION	EFI	Open-ings	Mean Wage	Comm. Coll.			District			Private	Apprenticeship			Openings Minus Total Comp.
				Pgr	Enr	Comp	Pgr	Enr	Comp	Pgr	Pgr	Enr	Comp	
312021 Physical Therapist Assistants	Y	27	20.03							1				(27)
291126 Respiratory Therapists	Y	24	19.87	1	11	9								(15)
292041 *Emergency Medical Tech. & Paramedics	Y	23	16.00	3	436	340				4				317
<b>INFORMATION TECHNOLOGY</b>														
151041 Computer Support Specialists	Y	242	17.08	1	58	5				70				(237)
271024 *Graphic Designers	Y	153	18.13	3	100	8				17				(145)
151021 *Computer Programmers	Y	62	35.44							1				(62)
151031 Computer Software Engineers, Applications	Y	62	36.76											(62)
151051 Computer Systems Analysts	Y	58	29.25											(58)
151071 Network & Computer Systems Administrators	Y	50	28.20	2	112	24				3				(26)
113021 *Computer & Information Systems Mgrs	Y	41	46.01	2	207	12				1				(29)
151081 *Network Systems & Data Comm. Analysts	Y	39	29.24							32				(39)
<b>OTHER</b>														
436011 Executive Secretaries & Administrative Asst.	N	326	17.22	1	62	7				5				(319)
433031 Bookkeeping, Accounting, & Auditing Clerks	N	308	14.07	3	209	16				1				(292)
434051 Customer Service Representatives	N	283	13.33	1	11	0								(283)
431011 First-Line Superv. of Office & Admin. Support Wkrs	N	191	20.16	2	34	3								(188)
493023 *Automotive Service Tech. & Mechanics	Y	178	17.18	1	27	0				2				(178)
351012 First-Line Superv. of Food Prep & Serving Wkrs	Y	174	13.84											(174)
533032 *Truck Drivers, Heavy & Tractor-Trailer	Y	140	15.49	1	169	182				5				42
333051 *Police & Sheriff's Patrol Officers	N	107	22.52	2	120	88								(19)
232011 *Paralegals & Legal Assistants	Y	80	21.47	1	183	29				12				(51)
132052 Personal Financial Advisors	Y	55	41.13											(55)
112021 Marketing Managers	Y	50	40.57	3	572	19				2				(31)
333012 *Correctional Officers & Jailers	N	47	21.50	1	72	74								27
119141 Property, Real Estate & Community Assoc. Mgrs	Y	45	22.47											(45)
113011 *Administrative Services Managers	Y	44	37.08											(44)
119051 *Food Service Managers	Y	38	25.40	4	64	6				11				(32)
332011 *Fire Fighters	N	38	20.83	1	115	177								139
436012 *Legal Secretaries	N	38	18.43											(38)
413041 Travel Agents	Y	35	15.89							2				(35)
518031 *Water & Liquid Waste Treatment Plant Oper.	N	33	18.97											(33)
493031 *Bus & Truck Mechanics & Diesel Engine Spec.	Y	32	17.33	1	11	0								(32)

**\*\* Does not include completions from private providers of workforce training, and public and private four-year institutions \*\***

**Table 2u -- Targeted Occupations in Workforce Region 21 (Palm Beach)**

OCCUPATION	EFI	Openings	Mean Wage	Comm. Coll.			District			Private	Apprenticeship			Openings Minus Total Comp.
				Pgr	Enr	Comp	Pgr	Enr	Comp	Pgr	Pgr	Enr	Comp	
254031 Library Tech.	N	29	12.59											(29)
272012 Producers & Directors	Y	27	44.06	1	1	3								(24)
131031 Claims Adjusters, Examiners, & Investigators	Y	8	24.71											(8)
493011 *Aircraft Mechanics & Service Tech.	Y	8	21.39	2	12	0								(8)

\* Denotes apprenticeable occupations

EFI= Enterprise Florida Key Sectors, Openings = Average annual openings through 2011, Mean Wage = Average hourly wage in 2004

Pgr = No. of programs in 2003-04, Enr = No. of enrollments in 2003-04, Comp = No. of program completers in 2003-04 (Private refers to non-public providers of workforce training in Florida)

Gray shaded areas indicate no program available

Source: Agency for Workforce Innovation and Florida Department of Education. Prepared by CEPRI.

**Table 2v -- Targeted Occupations in Workforce Region 22 (Broward)**

OCCUPATION	EFI	Open-ings	Mean Wage	Comm. Coll.			District			Private	Apprenticeship			Openings Minus Total Comp.
				Pgr	Enr	Comp	Pgr	Enr	Comp	Pgr	Pgr	Enr	Comp	
<b>CONSTRUCTION</b>														
472031 *Carpenters	Y	219	16.38								4	403	21	(198)
471011 First-Line Superv. of Constr. & Extraction Wkrs	Y	193	28.00											(193)
472111 *Electricians	Y	148	16.93				1	105	33		3	672	124	9
491011 First-Line Superv. of Mechanics, Install., & Repair.	Y	111	27.40											(111)
472152 *Plumbers, Pipefitters, & Steamfitters	Y	105	15.59								4	323	57	(48)
499021 *Heating, A.C., & Refrig. Mechanics & Install.	Y	93	17.34				1	280	75	1	3	73	8	(10)
472141 *Painters, Constr. & Maintenance	Y	87	13.65								2	25	0	(87)
499052 *Telecomm. Line Install. & Repair.	Y	69	14.84											(69)
514121 *Welders, Cutters, Solderers, & Brazers	Y	68	14.01				1	107	87					19
472211 *Sheet Metal Workers	Y	64	15.00								2	34	7	(57)
472073 *Operating Engineers/Constr. Equip. Oper.	Y	56	15.43											(56)
119021 Construction Managers	Y	52	38.80	1	23	2								(50)
473012 Helpers - Carpenters	N	50	11.63											(50)
493021 *Automotive Body & Related Repair.	N	45	18.57				1	133	42					(3)
472181 *Roofers	N	43	16.06								1	3	0	(43)
499051 *Electrical Power-Line Install. & Repair.	Y	41	20.51								1	113	43	2
173031 *Surveying & Mapping Tech.	Y	38	13.79											(38)
492022 *Telecomm. Equip. Install. & Repair.	Y	33	21.80				1	50	15		1	0	0	(18)
173023 *Electrical & Electronic Engineering Tech.	Y	32	20.94	2	80	21					1	5	0	(11)
173011 *Architectural & Civil Drafters	Y	30	20.78	2	29	5	2	114	27	9				2
472121 *Glaziers	N	30	14.77								1	3	0	(30)
474011 *Construction & Building Inspectors	Y	27	23.75											(27)
<b>CRITICAL NEED</b>														
399011 *Child Care Workers	N	207	7.98											(207)
<b>HEALTH SCIENCES</b>														
291111 Registered Nurses	Y	720	24.45	2	1894	501				3				(219)
311012 *Nursing Aides, Orderlies, & Attendants	Y	355	9.54				1	182	248	48				(107)
292061 *Licensed Practical & Licensed Vocational Nurses	Y	306	16.95				1	929	278	4				(28)
319092 *Medical Assistants	Y	182	12.84	1	23	4	1	31	19	18				(159)
319091 *Dental Assistants	Y	109	11.48	1	57	21				5				(88)
436013 *Medical Secretaries	N	96	13.20	1	3	0	1	71	8	6				(88)
292071 *Medical Records & Health Information Tech.	Y	65	13.34	4	52	26	1	67	16	12				(23)
292012 *Medical & Clinical Laboratory Tech.	Y	45	17.08	2	12	2				2				(43)
119111 Medical & Health Services Managers	Y	41	40.58	2	8	1								(40)

**\*\* Does not include completions from private providers of workforce training, and public and private four-year institutions \*\***



**Table 2v -- Targeted Occupations in Workforce Region 22 (Broward)**

OCCUPATION	EFI	Open-ings	Mean Wage	Comm. Coll.			District			Private	Apprenticeship			Openings Minus Total Comp.
				Pgr	Enr	Comp	Pgr	Enr	Comp	Pgr	Pgr	Enr	Comp	
292011 Medical & Clinical Laboratory Technologists	Y	38	21.28											(38)
291126 Respiratory Therapists	Y	34	21.87	2	20	8								(26)
292041 *Emergency Medical Tech. & Paramedics	Y	33	12.93	3	982	848				6				815
292034 Radiologic Technologists & Tech.	Y	30	21.16	2	109	27				3				(3)
292021 Dental Hygienists	Y	20	21.97	1	30	12								(8)
<b>INFORMATION TECHNOLOGY</b>														
151081 *Network Systems & Data Comm. Analysts	Y	187	29.83	2	185	23				20				(164)
151041 Computer Support Specialists	Y	105	18.53				1	109	10	86				(95)
151031 Computer Software Engineers, Applications	Y	82	35.89											(82)
151071 Network & Computer Systems Administrators	Y	72	28.83	2	158	27	1	83	56	8				11
113021 *Computer & Information Systems Mgrs	Y	62	50.09	3	177	31				2				(31)
151051 Computer Systems Analysts	Y	62	30.36											(62)
151021 *Computer Programmers	Y	60	31.78	3	131	18	1	29	9	2				(33)
271024 *Graphic Designers	Y	58	16.19	4	203	26	1	17	7	7				(25)
271014 Multi-Media Artists & Animators	Y	46	28.71				2	108	43	4				(3)
<b>OTHER</b>														
434051 Customer Service Representatives	N	646	13.43											(646)
436011 Executive Secretaries & Administrative Asst.	N	343	18.20	3	10	11	1	216	15	3				(317)
433031 Bookkeeping, Accounting, & Auditing Clerks	N	330	14.44	3	241	55	1	152	45	1				(230)
493023 *Automotive Service Tech. & Mechanics	Y	238	16.23	2	171	25	2	531	786	1				573
431011 First-Line Superv. of Office & Admin. Support Wkrs	N	223	21.85	3	82	11								(212)
333051 *Police & Sheriff's Patrol Officers	N	170	25.01	3	288	370								200
533032 *Truck Drivers, Heavy & Tractor-Trailer	Y	126	14.46				1	100	85	1				(41)
232011 *Paralegals & Legal Assistants	Y	113	16.95	2	262	39				6				(74)
119141 Property, Real Estate & Community Assoc. Mgrs	Y	91	28.35											(91)
332011 *Fire Fighters	N	80	23.54				1	493	241					161
113011 *Administrative Services Managers	Y	61	35.11											(61)
493031 *Bus & Truck Mechanics & Diesel Engine Spec.	Y	56	16.44											(56)
119051 *Food Service Managers	Y	54	20.68	4	78	14	1	17	0	2				(40)
413041 Travel Agents	Y	47	14.37							2				(47)
112021 Marketing Managers	Y	45	43.60	4	400	46				6				1
132051 Financial Analysts	Y	43	22.10											(43)
333012 *Correctional Officers & Jailers	N	30	19.46	1	39	85								55
436012 *Legal Secretaries	N	29	21.37	1	4	0	1	31	13					(16)
132052 Personal Financial Advisors	Y	28	33.81											(28)

A-63

**\*\* Does not include completions from private providers of workforce training, and public and private four-year institutions \*\***

**Table 2v -- Targeted Occupations in Workforce Region 22 (Broward)**

OCCUPATION	EFI	Open-ings	Mean Wage	Comm. Coll.			District			Private	Apprenticeship			Openings Minus Total Comp.
				Pgr	Enr	Comp	Pgr	Enr	Comp	Pgr	Pgr	Enr	Comp	
<i>272012 Producers &amp; Directors</i>	Y	28	23.36											(28)
<i>351011 *Chefs &amp; Head Cooks</i>	Y	27	17.98						1					(27)
112011 Advertising & Promotions Managers	Y	26	35.11											(26)
<i>493011 *Aircraft Mechanics &amp; Service Tech.</i>	Y	25	22.29	3	157	73								48
131031 Claims Adjusters, Examiners, & Investigators	Y	16	21.99											(16)

\* Denotes apprenticeable occupations

EFI= Enterprise Florida Key Sectors, Openings = Average annual openings through 2011, Mean Wage = Average hourly wage in 2004

Pgr = No. of programs in 2003-04, Enr = No. of enrollments in 2003-04, Comp = No. of program completers in 2003-04 (Private refers to non-public providers of workforce training in Florida)

Gray shaded areas indicate no program available

Source: Agency for Workforce Innovation and Florida Department of Education. Prepared by CEPRI.

**Table 2w -- Targeted Occupations in Workforce Region 23 (Miami-Dade, Monroe)**

OCCUPATION	EFI	Open-ings	Mean Wage	Comm. Coll.			District			Private	Apprenticeship			Openings Minus Total Comp.
				Pgr	Enr	Comp	Pgr	Enr	Comp	Pgr	Pgr	Enr	Comp	
<b>CONSTRUCTION</b>														
472111 *Electricians	Y	262	16.15				2	93	8		3	247	17	(237)
472031 *Carpenters	Y	231	13.88				1	65	4					(227)
471011 First-Line Superv. of Constr. & Extraction Wkrs	Y	197	20.21											(197)
491011 First-Line Superv. of Mechanics, Install., & Repair.	Y	149	22.85											(149)
472152 *Plumbers, Pipefitters, & Steamfitters	Y	148	18.18				1	34	1		3	363	33	(114)
499052 *Telecomm. Line Install. & Repair.	Y	82	13.81											(82)
472141 *Painters, Constr. & Maintenance	Y	73	12.64											(73)
493021 *Automotive Body & Related Repair.	N	71	16.18				1	215	53					(18)
271025 Interior Designers	Y	70	17.85	1	82	9								(61)
119021 Construction Managers	Y	68	29.01	1	49	5				1				(63)
472073 *Operating Engineers/Constr. Equip. Oper.	Y	62	15.50								1	49	14	(48)
173011 *Architectural & Civil Drafters	Y	60	18.77	3	88	13	1	339	12	10				(35)
514121 *Welders, Cutters, Solderers, & Brazers	Y	59	13.62				1	130	15					(44)
173023 *Electrical & Electronic Engineering Tech.	Y	58	21.43	2	126	17								(41)
472211 *Sheet Metal Workers	Y	56	17.17								1	44	12	(44)
499021 *Heating, A.C., & Refrig. Mechanics & Install.	Y	51	15.55	1	21	0	1	627	54	4	2	2	1	4
472181 *Roofers	N	26	12.43								1	0	0	(26)
173024 Electro-Mechanical Tech.	Y	25	18.68	1	8	0	1	164	7	1				(18)
173031 *Surveying & Mapping Tech.	Y	5	15.18											(5)
<b>CRITICAL NEED</b>														
399011 *Child Care Workers	N	458	6.97				1	12	0					(458)
<b>EDUCATION</b>														
251194 Vocational Education Teachers, Postsecondary	Y	48	15.09							4				(48)
<b>HEALTH SCIENCES</b>														
291111 Registered Nurses	Y	1016	23.26	3	1244	628				4				(388)
311012 *Nursing Aides, Orderlies, & Attendants	Y	412	9.26				2	626	120	56				(292)
292061 *Licensed Practical & Licensed Vocational Nurses	Y	272	14.57	1	85	30	1	594	158	4				(84)
319092 *Medical Assistants	Y	248	11.49	1	31	15	1	247	14	37				(219)
292034 Radiologic Technologists & Tech.	Y	143	19.83	2	365	50				15				(93)
319091 *Dental Assistants	Y	112	12.47				1	68	7	8	1	1	0	(105)
119111 Medical & Health Services Managers	Y	68	44.78	1	11	0				4				(68)
436013 *Medical Secretaries	N	63	11.29				1	16	0	12				(63)
291126 Respiratory Therapists	Y	55	19.47	1	43	9				1				(46)
292041 *Emergency Medical Tech. & Paramedics	Y	50	11.79	4	907	183				4				133
292011 Medical & Clinical Laboratory Technologists	Y	46	21.40	1	0	6								(40)
292021 Dental Hygienists	Y	44	29.13	1	99	32				1				(12)
292055 *Surgical Technologists	Y	36	15.38				1	6	3	8				(33)
292012 *Medical & Clinical Laboratory Tech.	Y	35	16.98	1	49	13				1				(22)

**\*\* Does not include completions from private providers of workforce training, and public and private four-year institutions \*\***

**Table 2w -- Targeted Occupations in Workforce Region 23 (Miami-Dade, Monroe)**

OCCUPATION	EFI	Open-ings	Mean Wage	Comm. Coll.			District			Private	Apprenticeship			Openings Minus Total Comp.
				Pgr	Enr	Comp	Pgr	Enr	Comp	Pgr	Pgr	Enr	Comp	
312021 Physical Therapist Assistants	Y	35	18.81	1	92	19								(16)
292031 Cardiovascular Technologists & Tech.	Y	31	16.40				1	7	0	7				(31)
<b>INFORMATION TECHNOLOGY</b>														
151041 Computer Support Specialists	Y	121	19.24	1	131	17	2	669	10	77				(94)
151051 Computer Systems Analysts	Y	113	28.83	1	23	5								(108)
151031 Computer Software Engineers, Applications	Y	106	37.56											(106)
151071 Network & Computer Systems Administrators	Y	103	26.39	3	307	52	1	357	37	6				(14)
113021 *Computer & Information Systems Mgrs	Y	94	53.07	1	443	54				2				(40)
151021 *Computer Programmers	Y	66	32.18	6	288	29	1	154	1	7				(36)
151081 *Network Systems & Data Comm. Analysts	Y	60	32.58	3	154	24				15				(36)
271024 *Graphic Designers	Y	58	18.83	6	276	37	2	181	13	15				(8)
492011 *Computer, ATM, & Office Machine Repair.	Y	30	17.19				2	277	75					45
<b>OTHER</b>														
434051 Customer Service Representatives	N	670	13.25	1	38	9	1	248	5					(656)
433031 Bookkeeping, Accounting, & Auditing Clerks	N	506	13.13	3	514	67	1	269	9	6				(430)
431011 First-Line Superv. of Office & Admin. Support Wkrs	N	422	20.62	4	133	29								(393)
436011 Executive Secretaries & Administrative Asst.	N	411	17.16	3	120	10	1	576	9	13				(392)
333051 *Police & Sheriff's Patrol Officers	N	349	24.55	3	300	140								(209)
493023 *Automotive Service Tech. & Mechanics	Y	307	15.25	1	10	5	2	657	479	4	1	0	0	177
533032 *Truck Drivers, Heavy & Tractor-Trailer	Y	199	14.90				1	174	128	14				(71)
333012 *Correctional Officers & Jailers	N	178	16.98	2	382	247								69
493011 *Aircraft Mechanics & Service Tech.	Y	174	22.06	1	33	14	2	813	101					(59)
396031 Flight Attendants	N	158	23.71											(158)
119141 Property, Real Estate & Community Assoc. Mgrs	Y	114	24.53											(114)
333021 Detectives & Criminal Investigators	N	91	24.76											(91)
436012 *Legal Secretaries	N	85	21.03	1	67	6				4				(79)
119051 *Food Service Managers	Y	78	33.06	1	30	1				4				(77)
112021 Marketing Managers	Y	71	40.14	8	342	21				12				(50)
113011 *Administrative Services Managers	Y	68	36.12											(68)
131041 *Compliance Off., Exc. Safety, Agri, Constr & Transp.	Y	64	28.08											(64)
132052 Personal Financial Advisors	Y	59	25.46											(59)
493031 *Bus & Truck Mechanics & Diesel Engine Spec.	Y	54	15.88				2	203	99		1	15	1	46
272012 Producers & Directors	Y	52	29.00											(52)
532021 Air Traffic Controllers	N	45	20.87											(45)
351011 *Chefs & Head Cooks	Y	41	21.90											(41)
131031 Claims Adjusters, Examiners, & Investigators	Y	40	27.55											(40)
331012 First-Line Supervisors of Police & Detectives	N	40	37.94	2	255	13				3				(27)
112031 Public Relations Managers	Y	38	32.47											(38)
113071 Transportation, Storage, & Distribution Mgrs	Y	38	35.42											(38)

**\*\* Does not include completions from private providers of workforce training, and public and private four-year institutions \*\***

**Table 2w -- Targeted Occupations in Workforce Region 23 (Miami-Dade, Monroe)**

OCCUPATION	EFI	Open-ings	Mean Wage	Comm. Coll.			District			Private	Apprenticeship			Openings Minus Total Comp.
				Pgr	Enr	Comp	Pgr	Enr	Comp	Pgr	Pgr	Enr	Comp	
232011 <i>*Paralegals &amp; Legal Assistants</i>	Y	38	20.93	2	388	65				7				27
332011 <i>*Fire Fighters</i>	N	36	28.07	1	83	61								25
211023 Mental Health & Substance Abuse Social Wkrs	Y	35	20.50							6				(35)
499041 <i>*Industrial Machinery Mechanics</i>	Y	35	15.08								1	0	0	(35)
211092 Probation Off. & Correctional Treatment Spec.	Y	34	16.26	1	1	0								(34)
132051 Financial Analysts	Y	33	31.52											(33)
112011 Advertising & Promotions Managers	Y	30	37.81											(30)
273020 News Analysts, Reporters & Correspondents	N	29	30.05											(29)
254031 Library Tech.	N	28	12.51											(28)
535021 <i>Captains, Mates, &amp; Pilots of Water Vessels</i>	N	27	26.08											(27)

\* Denotes apprenticeable occupations

EFI= Enterprise Florida Key Sectors, Openings = Average annual openings through 2011, Mean Wage = Average hourly wage in 2004

Pgr = No. of programs in 2003-04, Enr = No. of enrollments in 2003-04, Comp = No. of program completers in 2003-04 (Private refers to non-public providers of workforce training in Florida)

Gray shaded areas indicate no program available

Source: Agency for Workforce Innovation and Florida Department of Education. Prepared by CEPRI.

**\*\* Does not include completions from private providers of workforce training, and public and private four-year institutions \*\***

**Table 2x -- Targeted Occupations in Workforce Region 24 (Charlotte, Collier, Glades, Hendry, Lee)**

OCCUPATION	EFI	Open-ings	Mean Wage	Comm. Coll.			District			Private	Apprenticeship			Openings Minus Total Comp.
				Pgr	Enr	Comp	Pgr	Enr	Comp	Pgr	Pgr	Enr	Comp	
<b>CONSTRUCTION</b>														
471011 First-Line Superv. of Constr. & Extraction Wkrs	Y	206	23.43											(206)
472031 *Carpenters	Y	199	15.21				2	44	25		1	6	0	(174)
472111 *Electricians	Y	128	15.42				2	29	6		4	247	39	(83)
472141 *Painters, Constr. & Maintenance	Y	111	13.60											(111)
491011 First-Line Superv. of Mechanics, Install., & Repair.	Y	74	24.49											(74)
119021 Construction Managers	Y	64	40.62											(64)
472073 *Operating Engineers/Constr. Equip. Oper.	Y	63	13.85											(63)
472152 *Plumbers, Pipefitters, & Steamfitters	Y	53	16.33				1	11	5		3	170	9	(39)
499021 *Heating, A.C., & Refrig. Mechanics & Install.	Y	53	16.67				1	20	10		2	145	21	(22)
472081 *Drywall & Ceiling Tile Install.	N	43	15.63											(43)
473012 Helpers - Carpenters	N	40	11.18											(40)
472211 *Sheet Metal Workers	Y	39	15.13											(39)
472181 *Roofers	N	36	14.24								1	0	0	(36)
517011 *Cabinetmakers & Bench Carpenters	N	36	12.71											(36)
472161 *Plasterers & Stucco Masons	N	34	16.91											(34)
173031 *Surveying & Mapping Tech.	Y	29	14.03											(29)
472051 *Cement Masons & Concrete Finishers	N	29	15.82											(29)
514121 *Welders, Cutters, Solderers, & Brazers	Y	27	14.37				1	17	16					(11)
472021 *Brickmasons & Blockmasons	N	25	16.58											(25)
492022 *Telecomm. Equip. Install. & Repair.	Y	25	20.73								1	6	0	(25)
173011 *Architectural & Civil Drafters	Y	22	17.75	1	179	9	5	142	80	1				67
493021 *Automotive Body & Related Repair.	N	22	21.73				1	20	22					0
173023 *Electrical & Electronic Engineering Tech.	Y	8	15.98	1	1	0								(8)
499052 *Telecomm. Line Install. & Repair.	Y	6	13.80											(6)
<b>CRITICAL NEED</b>														
399011 *Child Care Workers	N	139	7.37											(139)
<b>HEALTH SCIENCES</b>														
291111 Registered Nurses	Y	378	22.62	1	446	77				1				(301)
311012 *Nursing Aides, Orderlies, & Attendants	Y	200	10.02				5	614	947	2				747
319092 *Medical Assistants	Y	187	11.41				2	52	5	2				(182)
292061 *Licensed Practical & Licensed Vocational Nurses	Y	136	16.14				3	395	128					(8)
436013 *Medical Secretaries	N	77	12.18				3	71	3	4				(74)
319091 *Dental Assistants	Y	57	14.53	1	27	13	2	63	31	1				(13)

89-A

**\*\* Does not include completions from private providers of workforce training, and public and private four-year institutions \*\***

**Table 2x -- Targeted Occupations in Workforce Region 24 (Charlotte, Collier, Glades, Hendry, Lee)**

OCCUPATION	EFI	Open-ings	Mean Wage	Comm. Coll.			District			Private	Apprenticeship			Openings Minus Total Comp.
				Pgr	Enr	Comp	Pgr	Enr	Comp	Pgr	Pgr	Enr	Comp	
119111 Medical & Health Services Managers	Y	40	39.96											(40)
291126 Respiratory Therapists	Y	35	18.98	1	53	18								(17)
292034 Radiologic Technologists & Tech.	Y	34	21.59	1	120	42								8
292021 Dental Hygienists	Y	28	30.74	1	49	18								(10)
292041 *Emergency Medical Tech. & Paramedics	Y	26	12.08	2	505	319								293
292012 *Medical & Clinical Laboratory Tech.	Y	23	17.34											(23)
292011 Medical & Clinical Laboratory Technologists	Y	22	20.69											(22)
<b>INFORMATION TECHNOLOGY</b>														
151041 Computer Support Specialists	Y	37	18.03				3	36	18	3				(19)
151031 Computer Software Engineers, Applications	Y	30	36.15											(30)
113021 *Computer & Information Systems Mgrs	Y	19	37.74	1	14	7				1				(12)
271024 *Graphic Designers	Y	17	20.05				1	23	25	1				8
151021 *Computer Programmers	Y	16	29.62	2	192	8								(8)
151071 Network & Computer Systems Administrators	Y	16	25.01	1	79	15	2	29	12	2				11
151081 *Network Systems & Data Comm. Analysts	Y	13	24.61	1	19	2								(11)
151051 Computer Systems Analysts	Y	12	26.94											(12)
<b>OTHER</b>														
433031 Bookkeeping, Accounting, & Auditing Clerks	N	198	13.72	2	135	8	3	84	24	1				(166)
434051 Customer Service Representatives	N	195	12.53				2	9	3					(192)
493023 *Automotive Service Tech. & Mechanics	Y	150	16.30				3	143	281					131
436011 Executive Secretaries & Administrative Asst.	N	133	16.07				3	105	10					(123)
431011 First-Line Superv. of Office & Admin. Support Wkrs	N	124	19.26											(124)
533032 *Truck Drivers, Heavy & Tractor-Trailer	Y	102	16.39							2				(102)
351012 First-Line Superv. of Food Prep & Serving Wkrs	Y	99	14.13											(99)
333051 *Police & Sheriff's Patrol Officers	N	81	19.81				3	182	129					48
119141 Property, Real Estate & Community Assoc. Mgrs	Y	62	24.70											(62)
333012 *Correctional Officers & Jailers	N	54	16.82				1	314	219					165
119051 *Food Service Managers	Y	44	19.97											(44)
332011 *Fire Fighters	N	38	17.95				2	235	153					115
113011 *Administrative Services Managers	Y	31	26.01											(31)
493031 *Bus & Truck Mechanics & Diesel Engine Spec.	Y	31	16.91											(31)
232011 *Paralegals & Legal Assistants	Y	27	20.82	1	163	22				1				(5)
537032 *Excavating & Loading Machine & Dragline Oper.	N	26	13.47											(26)

A-69

**\*\* Does not include completions from private providers of workforce training, and public and private four-year institutions \*\***

**Table 2x -- Targeted Occupations in Workforce Region 24 (Charlotte, Collier, Glades, Hendry, Lee)**

OCCUPATION	EFI	Openings	Mean Wage	Comm. Coll.			District			Private	Apprenticeship			Openings Minus Total Comp.
				Pgr	Enr	Comp	Pgr	Enr	Comp	Pgr	Pgr	Enr	Comp	
436012 *Legal Secretaries	N	20	17.22				2	31	8					(12)
112021 Marketing Managers	Y	16	33.59	1	12	0				1				(16)
493011 *Aircraft Mechanics & Service Tech.	Y	6	21.80				2	24	2					(4)
131031 Claims Adjusters, Examiners, & Investigators	Y	5	22.42											(5)

\* Denotes apprenticeable occupations

EFI= Enterprise Florida Key Sectors, Openings = Average annual openings through 2011, Mean Wage = Average hourly wage in 2004

Pgr = No. of programs in 2003-04, Enr = No. of enrollments in 2003-04, Comp = No. of program completers in 2003-04 (Private refers to non-public providers of workforce training in Florida)

Gray shaded areas indicate no program available

Source: Agency for Workforce Innovation and Florida Department of Education. Prepared by CEPRI.



**Table 3 -- Summary of Florida Apprenticeship Programs by Occupation and Workforce Region, 2004**



OCCUPATION	Comp.	WORKFORCE REGION																							
		1	2	3	4	5	6	7	8	9	10	11	12	13	14	15	16	17	18	19	20	21	22	23	24
472111 Electricians	644	10				5			76	37	3	20	133	17	29	52			22	2	2	56	124	17	39
399011 Child Care Workers	304	6										82	53		50	66	28		19						
472152 Plumbers, Pipefitters, & Steamfitters	245	4						26	2			27	2	26	9			11	2	2	35	57	33	9	
499021 Heating, A.C., & Refrig. Mech. & Install.	166	11			1			8	4			23	16		26	6	2	8	1		30	8	1	21	
499042 Maintenance & Repair Workers, General	70											47		17				3					3		
499051 Electrical Power-Line Install. & Repairers	61						3		3		5				6							43		1	
472031 Carpenters	59	1					9	1			6			12							9	21			
474021 Elevator Constructor	59						10					10		1	9									29	
472211 Sheet Metal Workers	40											9	1		10						1	7	12		
472131 Insulation Worker	38														4								34		
472221 Structural Iron & Steel Workers	36											16									7	13			
472021 Brickmasons & Blockmasons	30		1						1			2			13							13			
472073 Operating Engineers/Constr. Equip. Operators	25											11												14	
499052 Telecommunications Line Install. & Repairers	25												20					5							
332011 Fire Fighters	20													13					7						
352014 Cooks, Restaurant	20											11	7					2							
492095 Electrician (Powerhouse, Substation, Relay)	12						10		1						1										
472141 Painters, Construction & Maintenance	11											11													
493023 Automotive Service Tech. & Mechanics	11													10				1							
173031 Surveying & Mapping Tech.	7												7												
493031 Bus & Truck Mech. & Diesel Engine Specialists	7														4		2							1	
472044 Tile & Marble Setters	6																					6			
493021 Automotive Body & Related Repairers	5													5											
499041 Industrial Machinery Mechanics	5							1			4														
514041 Machinists	5										1		4												
352012 Cooks, Institution & Cafeteria	4				2									1		1									
499044 Millwright	4														3								1		
514111 Die Cast/Die Maker, Bench Stamping, Mold Maker	4										2			2											
173023 Electrical & Electronic Engineering Tech.	3						3																		
472081 Drywall & Ceiling Tile Installers	3											2	1												
472121 Glaziers	3											3													

**Table 3 -- Summary of Florida Apprenticeship Programs by Occupation and Workforce Region, 2004**



OCCUPATION	Comp.	WORKFORCE REGION																							
		1	2	3	4	5	6	7	8	9	10	11	12	13	14	15	16	17	18	19	20	21	22	23	24
514011 Comp.-Controlled Machine Tool Oper., M & P	3														3										
518013 Power Plant Operators	2							2																	
319091 Dental Assistants	1																1								
492022 Telecommun. Equip. Install. & Repairers	1												1												
519061 Inspect., Testers, Sorters, Samplers & Weighers	1					1																			
499012 Meter Repairer	1														1										
173011 Architectural & Civil Drafters	0																								
194031 Chemical Technicians	0																								
372011 Janitors & Cleaners, Exc. Maids & Housekeeping	0																								
372012 Maids & Housekeeping Cleaners	0																								
373011 Landscaping & Groundskeeping Workers	0																								
435061 Production, Planning, & Expediting Clerks	0																								
436013 Medical Secretaries	0																								
472051 Cement Masons & Concrete Finishers	0																								
472061 Construction Laborers	0																								
472082 Tapers	0																								
472161 Plasterers & Stucco Masons	0																								
472181 Roofers	0																								
512031 Engine & Other Machine Assemblers	0																								
512041 Structural Metal Fabricators & Fitters	0																								
513011 Bakers	0																								
513021 Butchers & Meat Cutters	0																								
514121 Welders, Cutters, Solderers, & Brazers	0																								
517011 Cabinetmakers & Bench Carpenters	0																								
518031 Water & Liquid Waste Treatment Plant Oper.	0																								
519082 Medical Appliance Technicians	0																								
519083 Ophthalmic Laboratory Technicians	0																								
173027 Heat Transfer Technician	0																								
173029 Welding Technician	0																								
191013 Horticulturist	0																								
271026 Decorator	0																								

**Table 3 -- Summary of Florida Apprenticeship Programs by Occupation and Workforce Region, 2004**



OCCUPATION	Comp.	WORKFORCE REGION																							
		1	2	3	4	5	6	7	8	9	10	11	12	13	14	15	16	17	18	19	20	21	22	23	24
<i>299011 Safety Inspector/Technician</i>	0																								█
<i>313011 Landscape Management Technician</i>	0	█																							
<i>439011 Computer Operator</i>	0																█								
<i>492092 Electrical Appliance Service</i>	0																						█		
<i>493051 Outboard Motor Mechanic</i>	0	█	█																						
<i>493053 Small Engine Mechanic</i>	0	█	█								█							█							
<i>514031 Press Operator-Heavy Duty</i>	0	█																							
<i>516093 Furniture Upholsterer</i>	0				█	█																			
<i>518012 Substation Operator</i>	0																		█						
<i>518021 Boiler Operator, Stationary Engineer</i>	0					█					█														
<i>519012 Purification Operator II</i>	0																		█						
<i>519081 Dental Laboratory Technician</i>	0					█																			
<i>519122 Painter, Transportation Equipment</i>	0														█										
<i>519199 Painter, Sign</i>	0													█											
<b>Total Completers for Each Workforce Region</b>	1,941	32	1	0	0	9	0	0	148	45	7	109	370	68	165	208	43	13	69	5	4	138	330	107	70

NOTES

Source: Florida Department of Education

Italics denote programs for an apprenticeship program is registered in the state but did not match the occupations under examination in this study (LMS Occupational Employment Projections for programs requiring long term OJT through an associate degree).

## **APPENDIX B – EMPLOYMENT OUTCOMES**

Table 5      Apprenticeship Program Lengths

Table 6      Employment Outcomes of 1999-00 Program Completers by Gender, Year and Program Provider

**Table 5 -- Apprenticeship Program Lengths**

Occupation	Program Length (Yrs)
472152 Plumbers, Pipefitters, and Steamfitters	4-5
472031 Carpenters	4
472081 Drywall and Ceiling Tile Installers	4
472111 Electricians	4
472131 Insulation Workers	4
472211 Sheet Metal Workers	4
474021 Elevator Constructor	4
492095 Electrician (Powerhouse,Substation,Relay)	4
493021 Automotive Body and Related Repairers	4
493023 Automotive Service Technicians and Mechanics	4
493031 Bus and Truck Mechanics and Diesel Engine Specialists	4
499012 Meter Repairer	4
499044 Millwright	4
514011 Computer-Controlled Machine Tool Operators, M & P	4
514041 Machinists	4
514111 Die Cast/Die Maker,Bench Stamping,Mold Maker	4
518013 Power Plant Operators	4
332011 Fire Fighters	3-4
472073 Operating Engineers/Construction Equipment Operators	3-4
499021 Heating, A.C., and Refrigeration Mechanics and Installers	3-4
499041 Industrial Machinery Mechanics	3-4
499051 Electrical Power-Line Installers and Repairers	3-4
352014 Cooks, Restaurant	3
472021 Brickmasons and Blockmasons	3
472141 Painters, Construction and Maintenance	3
472161 Plasterers and Stucco Masons	3
472221 Structural Iron and Steel Workers	3
513011 Bakers	3
519122 Painter, Transportation Equipment	3
373011 Landscaping and Groundskeeping Workers	2-3
173023 Electrical and Electronic Engineering Technicians	2
352012 Cooks, Institution and Cafeteria	2
399011 Child Care Workers	2
493051 Outboard Motor Mechanic	2
493053 Small Engine Mechanic	2
499042 Maintenance and Repair Workers, General	2
519061 Inspectors, Testers, Sorters, Samplers, and Weighers	2
319091 Dental Assistants	1

Source: Apprenticeship Management Information System data for 2000

**Table 6 -- Employment Outcomes of 1999-00 Program Completers by Gender, Year and Program Provider**

3rd Quarter	APPRENTICESHIP			DISTRICT/COLLEGE		
	% Employed	Mean Earnings	Median Earnings	% Employed	Mean Earnings	Median Earnings
<b>ALL</b>						
1993	57%	\$ 3,318	\$ 3,163	39%	\$ 3,467	\$ 2,918
1994	64%	\$ 3,794	\$ 3,608	46%	\$ 3,586	\$ 3,163
1995	76%	\$ 3,898	\$ 3,842	53%	\$ 3,629	\$ 3,271
1996	84%	\$ 4,605	\$ 4,620	60%	\$ 3,857	\$ 3,545
1997	84%	\$ 5,406	\$ 5,252	65%	\$ 4,117	\$ 3,882
1998	90%	\$ 6,126	\$ 6,056	74%	\$ 4,611	\$ 4,487
1999	89%	\$ 7,378	\$ 7,146	78%	\$ 5,060	\$ 4,976
2000	76%	\$ 8,499	\$ 8,473	75%	\$ 5,907	\$ 5,743
2001	83%	\$ 8,776	\$ 8,578	79%	\$ 6,751	\$ 6,737
2002	80%	\$ 8,826	\$ 8,750	77%	\$ 7,264	\$ 7,287
2003	77%	\$ 9,263	\$ 9,035	73%	\$ 7,985	\$ 7,800
<b>Change 2003-1993</b>		<b>\$ 5,945</b>	<b>\$ 5,873</b>	<b>\$ 4,518</b>		<b>\$ 4,882</b>
<b>MALE</b>						
1993	60%	\$ 3,474	\$ 3,301	41%	\$ 3,666	\$ 3,108
1994	68%	\$ 3,956	\$ 3,789	49%	\$ 3,781	\$ 3,384
1995	81%	\$ 4,145	\$ 3,998	55%	\$ 3,892	\$ 3,564
1996	90%	\$ 4,895	\$ 4,804	63%	\$ 4,129	\$ 3,834
1997	89%	\$ 5,803	\$ 5,518	69%	\$ 4,413	\$ 4,235
1998	94%	\$ 6,645	\$ 6,335	78%	\$ 4,986	\$ 4,855
1999	92%	\$ 7,978	\$ 7,560	81%	\$ 5,512	\$ 5,400
2000	81%	\$ 9,183	\$ 8,846	77%	\$ 6,484	\$ 6,314
2001	86%	\$ 9,673	\$ 9,284	81%	\$ 7,387	\$ 7,296
2002	83%	\$ 9,573	\$ 9,300	79%	\$ 7,956	\$ 7,873
2003	81%	\$ 10,029	\$ 9,605	75%	\$ 8,750	\$ 8,570
<b>Change 2003-1993</b>		<b>\$ 6,554</b>	<b>\$ 6,304</b>	<b>\$ 5,084</b>		<b>\$ 5,462</b>
<b>FEMALE</b>						
1993	43%	\$ 2,339	\$ 2,209	34%	\$ 2,647	\$ 2,312
1994	45%	\$ 2,712	\$ 2,397	38%	\$ 2,730	\$ 2,250
1995	54%	\$ 2,262	\$ 1,778	44%	\$ 2,501	\$ 2,009
1996	57%	\$ 2,553	\$ 2,129	47%	\$ 2,616	\$ 2,285
1997	62%	\$ 2,865	\$ 2,558	52%	\$ 2,783	\$ 2,499
1998	74%	\$ 3,179	\$ 2,893	64%	\$ 3,058	\$ 2,703
1999	72%	\$ 3,943	\$ 3,493	68%	\$ 3,220	\$ 2,906
2000	55%	\$ 4,030	\$ 3,688	69%	\$ 3,739	\$ 3,286
2001	71%	\$ 3,946	\$ 3,817	71%	\$ 4,255	\$ 3,703
2002	63%	\$ 4,402	\$ 4,299	70%	\$ 4,600	\$ 4,031
2003	59%	\$ 4,600	\$ 4,200	66%	\$ 5,021	\$ 4,216
<b>Change 2003-1993</b>		<b>\$ 2,261</b>	<b>\$ 1,991</b>	<b>\$ 2,374</b>		<b>\$ 1,904</b>

Source: Florida Department of Education, as summarized by AWI and CEPRI

Earnings represent all wages earned during the quarter.